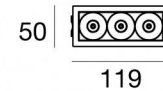





Downlights | 3 x powerLEDs 6 W DC 630 mA | CRI 90
C00150WBNML



113 x
42



Technical data

Type	Encasement with flange
Installation position	Ceiling
Installation environment	Indoor
Light Source	LED
Circuit structure	powerLEDs
Optics	Medium Flood
Light emission direction	downward
Nominal power	6 W DC
Source lumens	711 lm
Input voltage range	630mA
CCT / Tone	4000 K
Colour rendering index	90 Ra
C.C. / C.V.	CC
Safety class	3
IP	IP20
Glow wire test	850°
Direct mounting on normally flammable surfaces	Yes
CE	Yes
Driver included	No
Dimmable article	DALI - 1-10V
Directional	No
Tilting	No
Walk-over	No
Drive-over	No
Cable included	Yes
Cable length	0.170 m
Resin potting	No
Type of light emission	Single emission
Net weight	0.215 Kg
Electrostatic discharge protection	No
Surge protection	No
Product technological characteristics	TVS

Finishing casing

Material	Iron
Colour	White + Black
Processing	Powder coating

Finishing diffuser


Material	Pom-C
Colour	Black


Finishing radiator


Material	Aluminium 6060
Colour	Anodised Black
Processing	15 µm Anodizing

Electronics

 99115
1-10V - N/O button Multi Power 198-264V AC / 180-275V DC

 99105
On/Off Driver 198-264V AC

 99376
On/Off Driver 198-264V AC

 C-E100001
Push and Simply Dim - DALI-2 Multi Power 198-264V AC / 180-275V DC

Downlights | 3 x powerLEDs 6 W DC 630 mA | CRI 90 | Base C00150WBNML

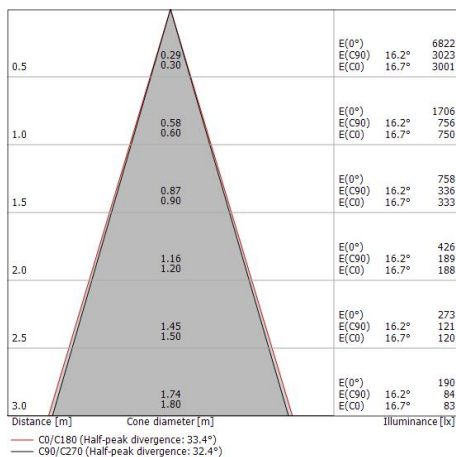
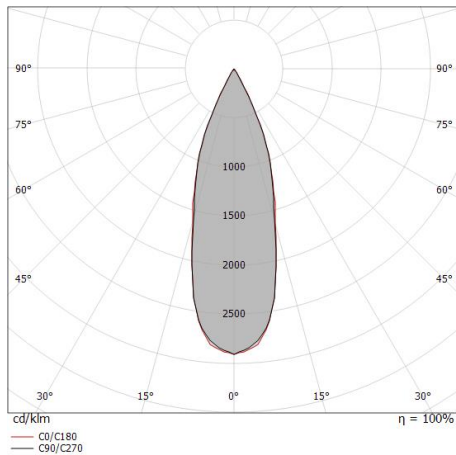
Single emission recessed downlights for indoor application. The natural white LED light source with a medium flood light distribution is composed of 3 powered LEDs with CCT of 4000 K and a CRI 90; the source luminous flux is 711 lm, with a 118.5 lm/W nominal luminous efficacy.

The device body is made of iron and features a white + black finish, processed by means of powder coating; the diffuser is made of pom-c. The ingress protection degree is IP20; the total weight is of 0.215 kg. The power supply driver is not provided and is to be ordered separately.

The total absorbed power is 6 W. The power supply cable is included and features a 0.170 m length.

The device features protection class III and can be ceiling-mounted, with a 113 x 42 mm hole (in plasterboard).

Compliant with the EN 60598-1 standard and its specific provisions.



Energy efficiency class

This product contains a light source of energy efficiency class E.

Illuminotechnical Features

Light Output Ratio (LOR)	82 %
Source lumens	711 lm
Delivered lumens	587 lm
Consumption	6 W
Luminaire efficacy	97 lm/W
Colour temperature	4000 K
Standard Deviation of Colour Matching	3 Step MacAdam
Colour rendering index	90 Ra
Standard Operating Ambient Temperature	-20 / +50°C
Ordinary temperature on the glass	40°C

LED Life / Failure Ratio

L70 B20 C0 214455h (at Tj 60 Ta 25)

UGR

UGR axial	8.4
UGR transversal	8.2
X=4H Y=8H	S=0.25H
Reflection factor	70/50/20

OPTICAL

C0/C180 optics	32°
Light distribution symmetry	Symmetrical