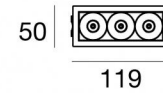





Downlights | 3 x powerLEDs 6 W DC 630 mA | CRI 90
C00150BBMML



113 x
42



Technical data

Type	Encasement with flange
Installation position	Ceiling
Installation environment	Indoor
Light Source	LED
Circuit structure	powerLEDs
Optics	Medium Flood
Light emission direction	downward
Nominal power	6 W DC
Source lumens	597 lm
Input voltage range	630mA
CCT / Tone	2700 K
Colour rendering index	90 Ra
C.C. / C.V.	CC
Safety class	3
IP	IP20
Glow wire test	850°
Direct mounting on normally flammable surfaces	Yes
CE	Yes
Driver included	No
Dimmable article	DALI - 1-10V
Directional	No
Tilting	No
Walk-over	No
Drive-over	No
Cable included	Yes
Cable length	0.170 m
Resin potting	No
Type of light emission	Single emission
Net weight	0.215 Kg
Electrostatic discharge protection	No
Surge protection	No
Product technological characteristics	TVS

Finishing casing

Material	Iron
Colour	Black
Processing	Powder coating

Finishing diffuser

Material	Pom-C
Colour	Black

Finishing radiator

Material	Aluminium 6060
Colour	Anodised Black
Processing	15 µm Anodizing

Electronics



99115
1-10V - N/O button Multi Power 198-264V AC / 180-275V DC (1 - 3 art.)



99105
On/Off Driver 198-264V AC (2 - 4 art.)



99376
On/Off Driver 198-264V AC (1 - 2 art.)



C-E100001
Push and Simply Dim - DALI-2 Multi Power 198-264V AC / 180-275V DC (2 - 4 art.)

Downlights | 3 x powerLEDs 6 W DC 630 mA | CRI 90 | Base C00150BBMML

Single emission recessed downlights for indoor application. The super warm white LED light source with a medium flood light distribution is composed of 3 powered LEDs with CCT of 2700 K and a CRI 90; the source luminous flux is 597 lm, with a 99.5 lm/W nominal luminous efficacy.

The device body is made of iron and features a black finish, processed by means of powder coating; the diffuser is made of pom-c. The ingress protection degree is IP20; the total weight is of 0.215 kg. The power supply driver is not provided and is to be ordered separately.

The total absorbed power is 6 W. The power supply cable is included and features a 0.170 m length.

The device features protection class III and can be ceiling-mounted, with a 113 x 42 mm hole (in plasterboard).

Compliant with the EN 60598-1 standard and its specific provisions.

Energy efficiency class

This product contains a light source of energy efficiency class F.

Illuminotechnical Features

Light Output Ratio (LOR)	81 %
Source lumens	597 lm
Delivered lumens	489 lm
Consumption	6 W
Luminaire efficacy	81 lm/W
Colour temperature	2700 K
Standard Deviation of Colour Matching	3 Step MacAdam
Colour rendering index	90 Ra
Standard Operating Ambient Temperature	-20 / +50°C
Ordinary temperature on the glass	40°C

LED Life / Failure Ratio

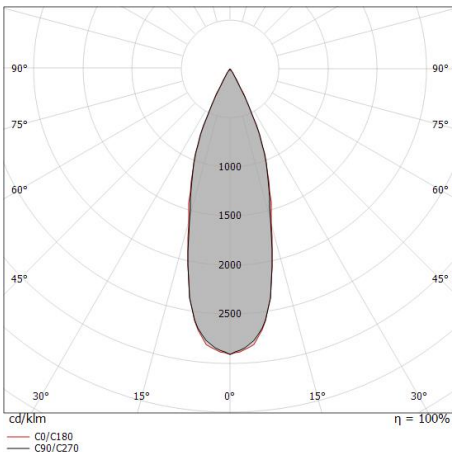
L70 B20 C0 214455h (at Tj 60 Ta 25)

UGR

UGR axial	7.7
UGR transversal	7.6
X=4H Y=8H	S=0.25H
Reflection factor	70/50/20

OPTICAL

C0/C180 optics	32°
Light distribution simmetry	Symmetrical



Distance [m]	Cone diameter [m]	illuminance [lx]	E(0°)	E(C90)	E(C0)
0.5	0.29 0.30	5684 2519 2500	16.2°	16.7°	16.7°
1.0	0.58 0.60	1421 630 625	16.2°	16.7°	16.7°
1.5	0.87 0.90	632 280 278	16.2°	16.7°	16.7°
2.0	1.16 1.20	355 157 156	16.2°	16.7°	16.7°
2.5	1.45 1.50	227 101 100	16.2°	16.7°	16.7°
3.0	1.74 1.80	158 70 69	16.2°	16.7°	16.7°

Distance [m] Cone diameter [m] illuminance [lx]

— C0/C180 (Half-peak divergence: 33.4°)
— C90/C270 (Half-peak divergence: 32.4°)