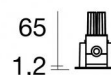
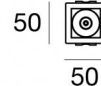




Downlights | 1 x powerLED 2 W DC 630 mA | CRI 90
C00148WBNML



44



Technical data

Type	Encasement with flange
Installation position	Ceiling
Installation environment	Indoor
Light Source	LED
Circuit structure	powerLED
Optics	Medium Flood
Light emission direction	downward
Nominal power	2 W DC
Source lumens	237 lm
Input voltage range	630mA
CCT / Tone	4000 K
Colour rendering index	90 Ra
C.C. / C.V.	CC
Safety class	3
IP	IP20
Glow wire test	850°
Direct mounting on normally flammable surfaces	Yes
CE	Yes
Driver included	No
Dimmable article	DALI - 1-10V
Directional	No
Tilting	No
Walk-over	No
Drive-over	No
Cable included	Yes
Cable length	0.170 m
Resin potting	No
Type of light emission	Single emission
Net weight	0.1 Kg
Electrostatic discharge protection	No
Surge protection	No
Product technological characteristics	TVS

Finishing casing

Material	Die-cast Aluminium EN AB - 46100
Colour	White + Black
Processing	Powder coating


Finishing diffuser


Material	Pom-C
Colour	Black

Finishing radiator

Material	Die-cast Aluminium EN AB - 46100
Processing	Tumbling

Electronics

 89147
On/Off Driver 198~264V AC / 180~275V DC (1 - 2 art.)

 99105
On/Off Driver 198~264V AC (6 - 12 art.)

 99376
On/Off Driver 198~264V AC (3 - 6 art.)

Downlights | 1 x powerLED 2 W DC 630 mA | CRI 90 | Base C00148WBML

Single emission recessed downlights for indoor application. The natural white LED light source with a medium flood light distribution is composed of 1 powered LEDs with CCT of 4000 K and a CRI 90; the source luminous flux is 237 lm, with a 118.5 lm/W nominal luminous efficacy.

The device body is made of die-cast aluminium en ab - 46100 and features a white + black finish, processed by means of powder coating; the diffuser is made of pom-c. The ingress protection degree is IP20; the total weight is of 0.1 kg. The power supply driver is not provided and is to be ordered separately.

The total absorbed power is 2 W. The power supply cable is included and features a 0.170 m length.

The device features protection class III and can be ceiling-mounted, with a 44 x 44 mm hole (in plasterboard).

Compliant with the EN 60598-1 standard and its specific provisions.

Energy efficiency class

This product contains a light source of energy efficiency class E.

Illuminotechnical Features

Light Output Ratio (LOR)	81 %
Source lumens	237 lm
Delivered lumens	193 lm
Consumption	2,0 W
Luminaire efficacy	96 lm/W
Colour temperature	4000 K
Standard Deviation of Colour Matching	3 Step MacAdam
Colour rendering index	90 Ra
Standard Operating Ambient Temperature	-20 / +50°C
Ordinary temperature on the glass	40°C

LED Life / Failure Ratio

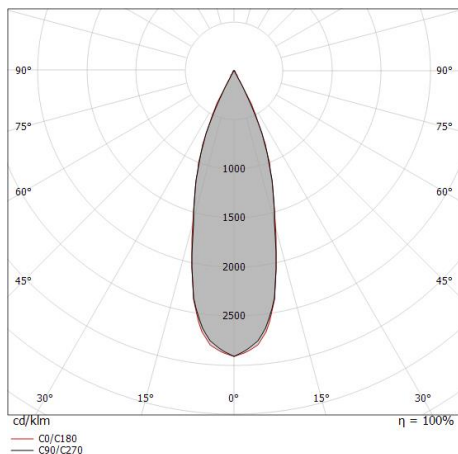
L70 B20 C0 214455h (at Tj 60 Ta 25)

UGR

UGR axial	14.8
UGR transversal	14.9
X=4H Y=8H	S=0.25H
Reflection factor	70/50/20

OPTICAL

C0/C180 optics	32°
Light distribution simmetry	Symmetrical



Distance [m]	Cone diameter [m]	illuminance [lx]
0.5	0.29 0.29	E(0°) 2239 E(C90) 997 E(C0) 994
1.0	0.58 0.58	E(0°) 560 E(C90) 249 E(C0) 249
1.5	0.87 0.88	E(0°) 249 E(C90) 111 E(C0) 110
2.0	1.16 1.17	E(0°) 140 E(C90) 62 E(C0) 62
2.5	1.45 1.46	E(0°) 90 E(C90) 40 E(C0) 40
3.0	1.74 1.75	E(0°) 62 E(C90) 28 E(C0) 28

— C0/C180 (Half-peak divergence: 32.6°)
— C90/C270 (Half-peak divergence: 32.4°)