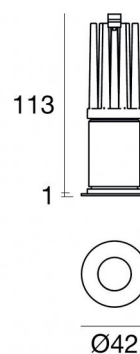









Downlights | 1 arrayLED 6.3 W DC 700 mA | CRI 90  
**C00049WHWMW**



35

Technical data	
Construction year	2023
Type	Encasement with flange
Installation position	Ceiling
Installation environment	Indoor
Light Source	LED
Circuit structure	arrayLED
Optics	Medium Wide Flood
Light emission direction	downward
Nominal power	6.3 W DC
Source lumens	748 lm
Input voltage range	700mA
CCT / Tone	3000 K
Colour rendering index	90 Ra
C.C. / C.V.	CC
Safety class	3
IP	IP44
Glow wire test	850°
Direct mounting on normally flammable surfaces	Yes
CE	Yes
Driver included	No
Dimmable article	DALI - 1-10V
Directional	No
Tilting	No
Walk-over	No
Drive-over	No
Cable included	Yes
Cable length	0.1 m
Resin potting	No
Type of light emission	Single emission
Net weight	0.11 Kg
Electrostatic discharge protection	No
Surge protection	No
Optics technology	Honey comb

Finishing casing	
Material	Aluminium 6026
Colour	White
Processing	Powder coating
Finishing diffuser	
Material	UV Resistant Polycarbonate
Colour	transparent
Finishing radiator	
Material	Die-cast Aluminium
Colour	Aluminium
Processing	Tumbling
Electronics	
	99147 On/Off Driver 198-264V AC (3 - 3 art.)
	99735 Multi Power 198-264V AC / 180-275V DC (1 art.)
	99733 1-10V Multi Power 198-264V AC / 180-275V DC (1 art.)
	83323 Push and Simply Dim - DALI-2 Controller (1 art.)
	C-E100016 Push and Simply Dim - DALI-2 Controller (2 - 4 art.)



Downlights | 1 arrayLED 6.3 W DC 700 mA | CRI 90 | Base  
**C00049WHMMW**

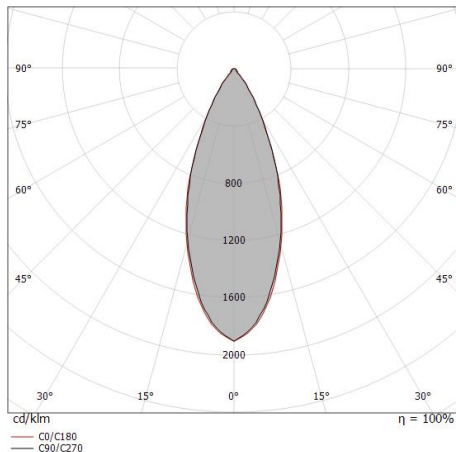
Single emission recessed downlights for indoor application. The warm white LED light source with a medium wide flood light distribution is composed of 1 arrayed LEDs with CCT of 3000 K and a CRI 90; the source luminous flux is 748 lm, with a 118.7 lm/W nominal luminous efficacy.

The device body is made of aluminium 6026 and features a white finish, processed by means of powder coating; the diffuser is made of uv resistant polycarbonate. The ingress protection degree is IP44; the total weight is of 0.11 kg. The power supply driver is not provided and is to be ordered separately.

The total absorbed power is 6.3 W. The power supply cable is included and features a 0.1 m length.

The device features protection class III and can be ceiling-mounted, with a 35 mm diameter hole (in plasterboard).

Compliant with the EN 60598-1 standard and its specific provisions.



Distance [m]	Cone diameter [m]	illuminance [lx]
0.5	0.36 0.37	E(0°) 1675 E(C90) 703 E(C0) 696
1.0	0.72 0.73	E(0°) 419 E(C90) 176 E(C0) 174
1.5	1.07 1.10	E(0°) 186 E(C90) 78 E(C0) 77
2.0	1.43 1.46	E(0°) 105 E(C90) 44 E(C0) 44
2.5	1.79 1.83	E(0°) 67 E(C90) 28 E(C0) 28
3.0	2.15 2.20	E(0°) 47 E(C90) 20 E(C0) 19

— C0/C180 (Half-peak divergence: 40.2°)  
— C90/C270 (Half-peak divergence: 39.4°)

### Energy efficiency class

This product contains a light source of energy efficiency class F.

### Illuminotechnical Features

Light Output Ratio (LOR)	29 %
Source lumens	748 lm
Delivered lumens	220 lm
Consumption	6.5 W
Luminaire efficacy	33 lm/W
Colour temperature	3000 K
Standard Deviation of Colour Matching	3 Step MacAdam
Colour rendering index	90 Ra
Standard Operating Ambient Temperature	-20 / +50°C

### LED Life / Failure Ratio

L70 B10 C0 134020h (at Tj 65 Ta 25 )

### UGR

UGR axial	19.9
UGR transversal	19.9
X=4H   Y=8H	S=0.25H
Reflection factor	70/50/20

### OPTICAL

C0/C180 optics	39°
Light distribution simmetry	Symmetrical