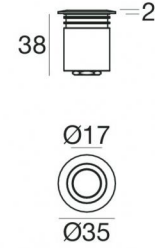




Submerged | 1 x powerLED 1.5 W DC 500 mA | CRI 80
97315N15






Technical data	
Type	Submerged
Installation position	Wall lights - Ceiling - Floor
Installation environment	Outdoor
Light Source	LED
Circuit structure	powerLED
Optics	Spot
Light emission direction	upward
Nominal power	1.5 W DC
Source lumens	227 lm
Input voltage range	500mA
CCT / Tone	4000 K
Colour rendering index	80 Ra
C.C. / C.V.	CC
Safety class	3
IP	IP68
Maximum installation depth	20 m
IK	IK10
Glow wire test	850°
Direct mounting on normally flammable surfaces	Yes
CE	Yes
Driver included	No
Dimmable article	DALI - 1-10V
Directional	No
Tilting	No
Walk-over	Yes
Drive-over	1500 Kg
Cable included	Yes
Cable length	1 m
Resin potting	Yes
Type of light emission	Single emission
Net weight	0.168 Kg
Electrostatic discharge protection	No
Surge protection	No
Product technological characteristics	Acquastop - TVS

Finishing casing

Material	AISI 316L steel
Colour	steel
Processing	Shot peening

Electronics



Cables Electrification

Cable connector	No
-----------------	----



Submerged | 1 x powerLED 1.5 W DC 500 mA | CRI 80 | Base 97315N15

Single emission submerged for outdoor application. The natural white LED light source with a spot light distribution is composed of 1 poweredLEDs with CCT of 4000 K and a CRI 80; the source luminous flux is 227 lm, with a 151.3 lm/W nominal luminous efficacy.

The device body is made of aisi 316l steel and features a steel finish, processed by means of shot peening. The ingress protection degree is IP68; the total weight is of 0.168 kg. The power supply driver is not provided and is to be ordered separately.

The total absorbed power is 1.5 W. The power supply cable is included and features a 1 m length.

The device features protection class III and can be wall lights, ceiling or floor-mounted with an outer casing, code 98060(for concrete or masonry).

Compliant with the EN 60598-1 standard and its specific provisions.

Energy efficiency class

This product contains a light source of energy efficiency class D.

Illuminotechnical Features

Light Output Ratio (LOR)	75 %
Source lumens	227 lm
Delivered lumens	171 lm
Consumption	1,5 W
Luminaire efficacy	171 lm/W
Colour temperature	4000 K
Standard Deviation of Colour Matching	1.5 Step
Colour rendering index	80 Ra

Standard Operating Ambient Temperature	-20 / +50°C
Ordinary temperature on the glass	40°C

LED Life / Failure Ratio

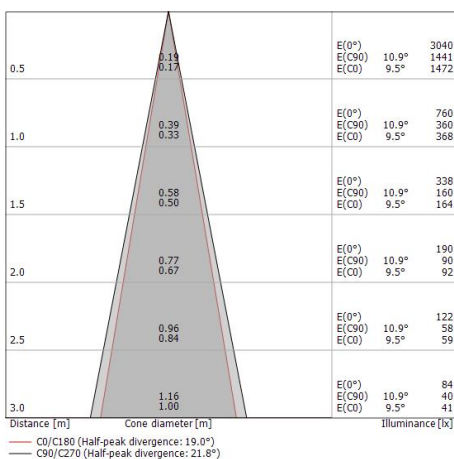
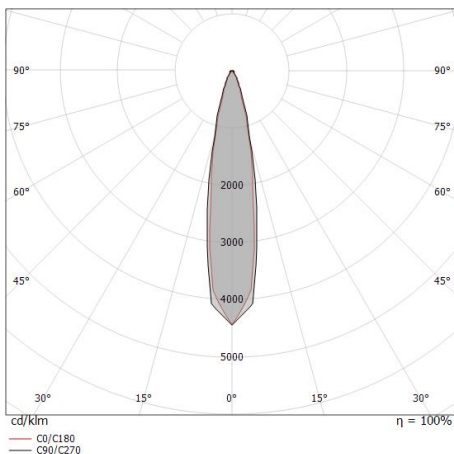
L70 B10 C0 361980h (at Tj 60 Ta 25)

UGR

UGR axial	29.8
UGR transversal	29.7
X=4H Y=8H	S=0.25H
Reflection factor	70/50/20

OPTICAL

C0/C180 optics	19°
Light distribution simmetry	Symmetrical





Sub_R | Submerged | Accessories
97315N15



Outer casing - IP68

installation position: wall lights, floor; type of installation: masonry L=75mm, H=93mm, D=75mm.

Material:ABS Plastic, colour:black.

Code

98148



Outer casing - Not for underwater use

installation position: wall lights, floor; type of installation: masonry L=70mm, H=54mm, D=70mm.

Material:ABS Plastic, colour:black.

Code

98060