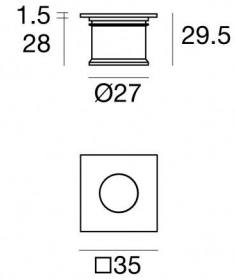




Uplights | 1 x powerLED 1 W DC 350 mA | CRI 80  
92092N30






Technical data	
Type	Frame
Installation position	Floor
Installation environment	Outdoor
Light Source	LED
Circuit structure	powerLED
Optics	Flood
Light emission direction	upward
Nominal power	1 W DC
Source lumens	165 lm
Input voltage range	350mA
CCT / Tone	4000 K
Colour rendering index	80 Ra
C.C. / C.V.	CC
Safety class	3
IP	IP66
IK	IK05
Glow wire test	850°
Direct mounting on normally flammable surfaces	Yes
CE	Yes
Driver included	No
Dimmable article	DALI - 1-10V
Directional	No
Tilting	No
Walk-over	Yes
Drive-over	No
Cable included	Yes
Cable length	1 m
Resin potting	Yes
Type of light emission	Single emission
Net weight	0.066 Kg
Electrostatic discharge protection	No
Surge protection	No

### Finishing casing

Material	Brass
Colour	Grey
Processing	Coating

### Electronics





## Uplights | 1 x powerLED 1 W DC 350 mA | CRI 80 | Base 92092N30

Single emission uplights for outdoor application. The natural white LED light source with a flood light distribution is composed of 1 powered LEDs with CCT of 4000 K and a CRI 80; the source luminous flux is 165 lm, with a 165.0 lm/W nominal luminous efficacy.

The device body is made of brass and features a grey finish, processed by means of coating. The ingress protection degree is IP66; the total weight is of 0.066 kg. The power supply driver is not provided and is to be ordered separately.

The total absorbed power is 1 W. The power supply cable is included and features a 1 m length.

The device features protection class III and can be floor-mounted, with a 29 mm diameter hole (in plasterboard) with an outer casing, code 84915(for concrete or masonry).

Compliant with the EN 60598-1 standard and its specific provisions.

### Energy efficiency class

This product contains a light source of energy efficiency class D.

### Illuminotechnical Features

Light Output Ratio (LOR)	64 %
Source lumens	165 lm
Delivered lumens	106 lm
Consumption	1,0 W
Luminaire efficacy	106 lm/W
Colour temperature	4000 K
Standard Deviation of Colour Matching	1.5 Step
Colour rendering index	80 Ra
<b>Standard Operating Ambient Temperature</b> -20 / +50°C	
<b>Ordinary temperature on the glass</b> 40°C	

### LED Life / Failure Ratio

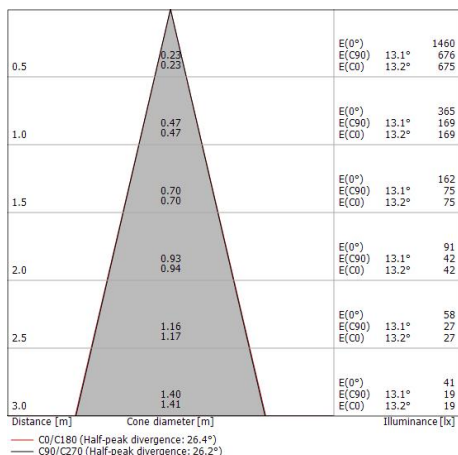
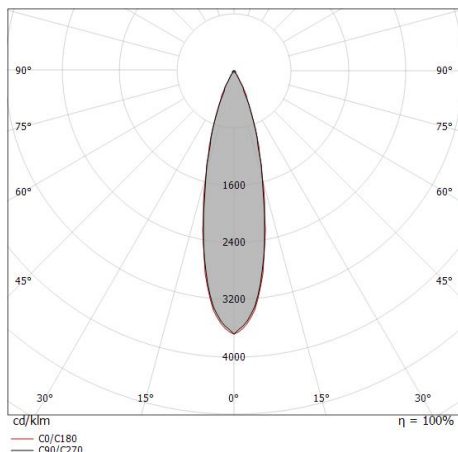
L70 B10 C0 361980h (at Tj 60 Ta 25 )

### UGR

UGR transversal	18.8
UGR axial	19.3
X=4H   Y=8H	S=0.25H
Reflection factor	70/50/20

### OPTICAL

C0/C180 optics	26°
Light distribution simmetry	Symmetrical





Beret\_Q | Uplights | Accessories  
**92092N30**



Outer casing

installation position: wall lights; type of installation: masonry L=49mm, H=60mm, D=60mm.

Material:ABS Plastic, colour:black.

**Code**

84915



Outer casing

installation position: ceiling; type of installation: masonry L=42mm, H=35mm, D=35mm.

Material:ABS Plastic, colour:black.

**Code**

84336