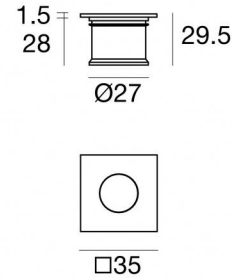




Uplights | 1 x powerLED 1 W DC 350 mA | CRI 80
92088N00





Technical data	
Type	Frame
Installation position	Floor
Installation environment	Outdoor
Light Source	LED
Circuit structure	powerLED
Optics	Diffused
Light emission direction	upward
Nominal power	1 W DC
Source lumens	165 lm
Input voltage range	350mA
CCT / Tone	4000 K
Colour rendering index	80 Ra
C.C. / C.V.	CC
Safety class	3
IP	IP66
IK	IK05
Glow wire test	850°
Direct mounting on normally flammable surfaces	Yes
CE	Yes
Driver included	No
Dimmable article	DALI - 1-10V
Directional	No
Tilting	No
Walk-over	Yes
Drive-over	No
Cable included	Yes
Cable length	1 m
Resin potting	Yes
Type of light emission	Single emission
Net weight	0.066 Kg
Electrostatic discharge protection	No
Surge protection	No


Finishing casing

Material	Brass
Colour	White
Processing	Coating

Electronics

 89421
 On/Off Driver 198~264V AC / 176~275V DC (3 - 6 art.)

 89419
 On/Off Driver 198~264V AC / 176~275V DC (1 - 2 art.)

 C-E200006
 On/Off Driver 198~264V AC / 180~275V DC (6 - 12 art.)



Uplights | 1 x powerLED 1 W DC 350 mA | CRI 80 | Base 92088N00

Single emission uplights for outdoor application. The natural white LED light source with a diffused light distribution is composed of 1 powered LEDs with CCT of 4000 K and a CRI 80; the source luminous flux is 165 lm, with a 165.0 lm/W nominal luminous efficacy.

The device body is made of brass and features a white finish, processed by means of coating. The ingress protection degree is IP66; the total weight is of 0.066 kg. The power supply driver is not provided and is to be ordered separately.

The total absorbed power is 1 W. The power supply cable is included and features a 1 m length.

The device features protection class III and can be floor-mounted, with a 29 mm diameter hole (in plasterboard) with an outer casing, code 84915(for concrete or masonry).

Compliant with the EN 60598-1 standard and its specific provisions.

Energy efficiency class

This product contains a light source of energy efficiency class D.

Illuminotechnical Features

Light Output Ratio (LOR)	18 %
Source lumens	165 lm
Delivered lumens	30 lm
Consumption	1,0 W
Luminaire efficacy	30 lm/W
Colour temperature	4000 K
Standard Deviation of Colour Matching	1.5 Step
Colour rendering index	80 Ra

Standard Operating Ambient Temperature	-20 / +50°C
Ordinary temperature on the glass	40°C

LED Life / Failure Ratio

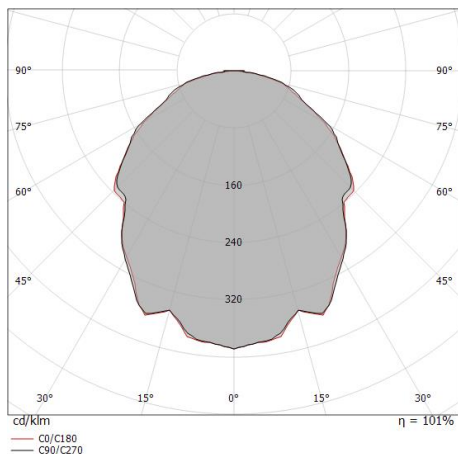
L70 B10 C0 361980h (at Tj 60 Ta 25)

UGR

UGR axial	29.1
UGR transversal	29
X=4H Y=8H	S=0.25H
Reflection factor	70/50/20

OPTICAL

C0/C180 optics	104°
Light distribution simmetry	Symmetrical



Distance [m]	Cone diameter [m]	Beam diameter [m]	Beam diameter [m]	E(0°)	E(C90)	E(C0)	illuminance [lx]
0.5	1.28	1.28	1.28	46	51.9°	52.1°	5
1.0	2.55	2.57	2.57	11	51.9°	52.1°	1
1.5	3.83	3.85	3.85	5	51.9°	52.1°	1
2.0	5.10	5.14	5.14	3	51.9°	52.1°	0
2.5	6.38	6.42	6.42	2	51.9°	52.1°	0
3.0	7.65	7.71	7.71	1	51.9°	52.1°	0

Distance [m] Cone diameter [m] illuminance [lx]

— C0/C180 (Half-peak divergence: 104.2°)
— C90/C270 (Half-peak divergence: 103.8°)



Outer casing

installation position: wall lights; type of installation: masonry L=49mm, H=60mm, D=60mm.

Material:ABS Plastic, colour:black.

Code

84915



Outer casing

installation position: ceiling; type of installation: masonry L=42mm, H=35mm, D=35mm.

Material:ABS Plastic, colour:black.

Code

84336