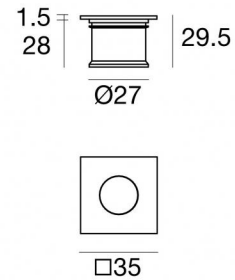




Uplights | 1 x powerLED 1 W DC 350 mA | CRI 80
92076W60



Technical data	
Type	Frame
Installation position	Floor
Installation environment	Outdoor
Light Source	LED
Circuit structure	powerLED
Optics	Wide Flood
Light emission direction	upward
Nominal power	1 W DC
Source lumens	154 lm
Input voltage range	350mA
CCT / Tone	3000 K
Colour rendering index	80 Ra
C.C. / C.V.	CC
Safety class	3
IP	IP66
IK	IK05
Glow wire test	850°
Direct mounting on normally flammable surfaces	Yes
CE	Yes
Driver included	No
Dimmable article	DALI - 1-10V
Directional	No
Tilting	No
Walk-over	Yes
Drive-over	No
Cable included	Yes
Cable length	1 m
Resin potting	Yes
Type of light emission	Single emission
Net weight	0.066 Kg
Electrostatic discharge protection	No
Surge protection	No

Finishing casing

Material	Brass
Colour	nickel
Processing	Brushing

Electronics



89421
On/Off Driver 198~264V AC / 176~275V DC (3 - 6 art.)



89419
On/Off Driver 198~264V AC / 176~275V DC (1 - 2 art.)



C-E200006
On/Off Driver 198~264V AC / 180~275V DC (6 - 12 art.)



Uplights | 1 x powerLED 1 W DC 350 mA | CRI 80 | Base 92076W60

Single emission uplights for outdoor application. The warm white LED light source with a wide flood light distribution is composed of 1 poweredLEDs with CCT of 3000 K and a CRI 80; the source luminous flux is 154 lm, with a 154.0 lm/W nominal luminous efficacy.

The device body is made of brass and features a nickel finish, processed by means of brushing. The ingress protection degree is IP66; the total weight is of 0.066 kg. The power supply driver is not provided and is to be ordered separately.

The total absorbed power is 1 W. The power supply cable is included and features a 1 m length.

The device features protection class III and can be floor-mounted, with a 29 mm diameter hole (in plasterboard) with an outer casing, code 84915(for concrete or masonry).

Compliant with the EN 60598-1 standard and its specific provisions.

Energy efficiency class

This product contains a light source of energy efficiency class D.

Illuminotechnical Features

Light Output Ratio (LOR)	59 %
Source lumens	154 lm
Delivered lumens	91 lm
Consumption	1,0 W
Luminaire efficacy	91 lm/W
Colour temperature	3000 K
Standard Deviation of Colour Matching	1.5 Step
Colour rendering index	80 Ra
Standard Operating Ambient Temperature	-20 / +50°C
Ordinary temperature on the glass	40°C

LED Life / Failure Ratio

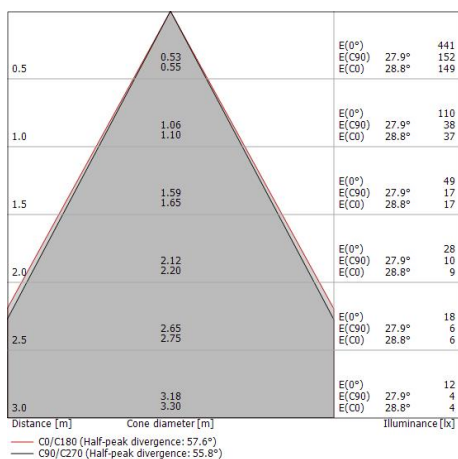
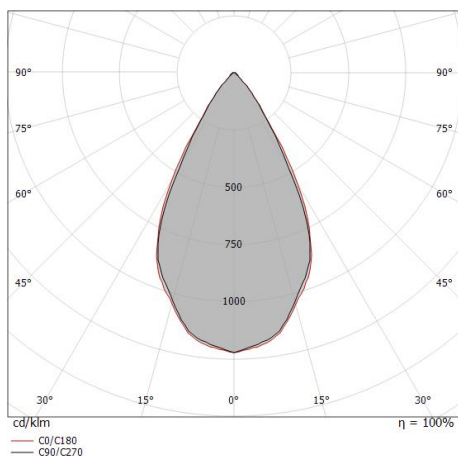
L70 B10 C0 361980h (at Tj 60 Ta 25)

UGR

UGR axial	20.9
UGR transversal	21
X=4H Y=8H	S=0.25H
Reflection factor	70/50/20

OPTICAL

C0/C180 optics	56°
Light distribution simmetry	Symmetrical





Beret_Q | Uplights | Accessories
92076W60



Outer casing

installation position: wall lights; type of installation: masonry L=49mm, H=60mm, D=60mm.

Material:ABS Plastic, colour:black.

Code

84915



Outer casing

installation position: ceiling; type of installation: masonry L=42mm, H=35mm, D=35mm.

Material:ABS Plastic, colour:black.

Code

84336