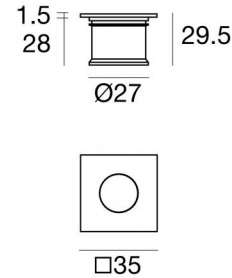




Uplights | 1 x powerLED 1 W DC 350 mA | CRI 80
92069N00






Technical data	
Type	Frame
Installation position	Floor
Installation environment	Outdoor
Light Source	LED
Circuit structure	powerLED
Optics	Diffused
Light emission direction	upward
Nominal power	1 W DC
Source lumens	165 lm
Input voltage range	350mA
CCT / Tone	4000 K
Colour rendering index	80 Ra
C.C. / C.V.	CC
Safety class	3
IP	IP66
IK	IK05
Glow wire test	850°
Direct mounting on normally flammable surfaces	Yes
CE	Yes
Driver included	No
Dimmable article	DALI - 1-10V
Directional	No
Tilting	No
Walk-over	Yes
Drive-over	No
Cable included	Yes
Cable length	1 m
Resin potting	Yes
Type of light emission	Single emission
Net weight	0.066 Kg
Electrostatic discharge protection	No
Surge protection	No

Finishing casing

Material	Brass
Colour	chrome
Processing	Electroplating

Electronics





Uplights | 1 x powerLED 1 W DC 350 mA | CRI 80 | Base 92069N00

Single emission uplights for outdoor application. The natural white LED light source with a diffused light distribution is composed of 1 powered LEDs with CCT of 4000 K and a CRI 80; the source luminous flux is 165 lm, with a 165.0 lm/W nominal luminous efficacy.

The device body is made of brass and features a chrome finish, processed by means of electroplating. The ingress protection degree is IP66; the total weight is of 0.066 kg. The power supply driver is not provided and is to be ordered separately.

The total absorbed power is 1 W. The power supply cable is included and features a 1 m length.

The device features protection class III and can be floor-mounted, with a 29 mm diameter hole (in plasterboard) with an outer casing, code 84915(for concrete or masonry).

Compliant with the EN 60598-1 standard and its specific provisions.

Energy efficiency class

This product contains a light source of energy efficiency class D.

Illuminotechnical Features

Light Output Ratio (LOR)	18 %
Source lumens	165 lm
Delivered lumens	30 lm
Consumption	1,0 W
Luminaire efficacy	30 lm/W
Colour temperature	4000 K
Standard Deviation of Colour Matching	1.5 Step
Colour rendering index	80 Ra

Standard Operating Ambient Temperature	-20 / +50°C
Ordinary temperature on the glass	40°C

LED Life / Failure Ratio

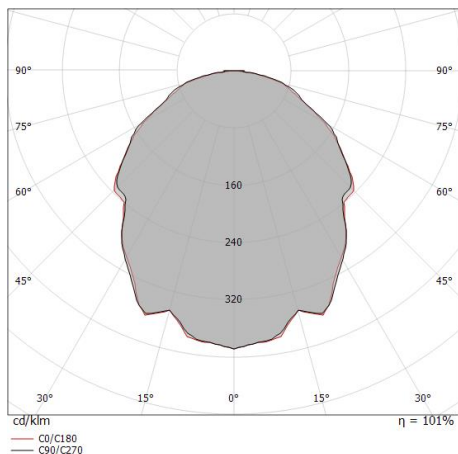
L70 B10 C0 361980h (at Tj 60 Ta 25)

UGR

UGR axial	29.1
UGR transversal	29
X=4H Y=8H	S=0.25H
Reflection factor	70/50/20

OPTICAL

C0/C180 optics	104°
Light distribution simmetry	Symmetrical



Distance [m]	Cone diameter [m]	illuminance [lx]
0.5	1.28 1.28	E(0°) 46 E(C90) 5 E(C0) 5
1.0	2.55 2.57	E(0°) 11 E(C90) 1 E(C0) 1
1.5	3.83 3.85	E(0°) 5 E(C90) 1 E(C0) 1
2.0	5.10 5.14	E(0°) 3 E(C90) 0 E(C0) 0
2.5	6.38 6.42	E(0°) 2 E(C90) 0 E(C0) 0
3.0	7.65 7.71	E(0°) 1 E(C90) 0 E(C0) 0

Distance [m] Cone diameter [m] illuminance [lx]

— C0/C180 (Half-peak divergence: 104.2°)
— C90/C270 (Half-peak divergence: 103.8°)



Beret_Q | Uplights | Accessories
92069N00



Outer casing

installation position: wall lights; type of installation: masonry L=49mm, H=60mm, D=60mm.

Material:ABS Plastic, colour:black.

Code

84915



Outer casing

installation position: ceiling; type of installation: masonry L=42mm, H=35mm, D=35mm.

Material:ABS Plastic, colour:black.

Code

84336