

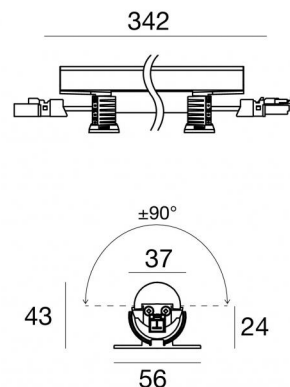
# Archicove On/Off



Lines | 85-277 V | 49 topLED 9 W DC - 10 W AC

CRI 80

92023W07



## Technical data

Type	Surface
Installation position	Wall lights - Ceiling - Floor
Installation environment	Indoor
Light Source	LED
Circuit structure	topLED
Optics	Asymmetric Wallwasher
Light emission direction	upward
Nominal power	9 W DC
Total Power	10 W
Source lumens	1044 lm
Nominal input voltage	220 - 240 V AC
Input voltage range	85 - 277 V AC
Frequency	50 - 60 Hz
CCT / Tone	3000 K
Colour rendering index	80 Ra
C.C. / C.V.	AC
Safety class	2
IP	IP40
IK	IK08
Glow wire test	850°
Direct mounting on normally flammable surfaces	Yes
CE	Yes
Driver included	Driver
Dimmable article	No
Directional	Swivelling
total angle (vertical plane)	180 °
Tilting	No
Walk-over	No
Drive-over	No
Cable included	Yes
Cable length	0.02 m
Resin potting	No
Type of light emission	Single emission
Net weight	0.203 Kg
Electrostatic discharge protection	4 KV
Surge protection	0,5 KV
Product technological characteristics	UV Resistant

## Finishing casing

Material	Aluminium 6060
Colour	Anodised Aluminum
Processing	20 µm anodizing

## Finishing diffuser

Material	UV Resistant Polycarbonate
----------	----------------------------

## Finishing bracket

Material	UV Resistant Polycarbonate
Colour	transparent

## Cables Electrification

Cable connector	Female Socket 2 Pin
Cable connector	Male Plug 2 Pin

# Archicove On/Off



Lines | 85-277 V | 49 topLED 9 W DC - 10 W AC | CRI 80 | Base  
92023W07

## Energy efficiency class

This product contains a light source of energy efficiency class D.

## Illuminotechnical Features

Light Output Ratio (LOR)	82 %
Source lumens	1044 lm
Delivered lumens	861 lm
Consumption	10 W
Luminaire efficacy	86 lm/W
Colour temperature	3000 K
Standard Deviation of Colour Matching	3 Step MacAdam
Colour rendering index	80 Ra
Standard Operating Ambient Temperature	-20 / +50°C
Ordinary temperature on the glass	40°C

## LED Life / Failure Ratio

L70 B10 C0 145770h (at Tj 65 Ta 25 )

## OPTICAL

C0/C180 optics	98°
Light distribution simmetry	Asymmetrical

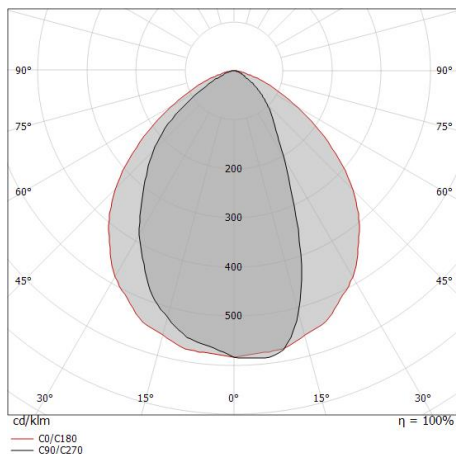
Single emission lines for indoor application. The warm white LED light source with a asymmetric wallwasher light distribution is composed of 49 topped LEDs with CCT of 3000 K and a CRI 80; the source luminous flux is 1044 lm, with a 116.0 lm/W nominal luminous efficacy.

The device body is made of aluminium 6060 and features a anodised aluminum finish, processed by means of 20 µm anodizing; the diffuser is made of uv resistant polycarbonate. The ingress protection degree is IP40; the total weight is of 0.203 kg.

The total absorbed power is 10 W. The power supply cable is included and features a 0.02 m length.

The device features protection class II and can be wall lights, ceiling or floor-mounted.

Compliant with the EN 60598-1 standard and its specific provisions.



0.5	1.15	E(0°) E(C0)	49.0°	2010 284
1.0	2.30	E(0°) E(C0)	49.0°	503 71
1.5	3.45	E(0°) E(C0)	49.0°	223 32
2.0	4.60	E(0°) E(C0)	49.0°	126 18
2.5	5.75	E(0°) E(C0)	49.0°	80 11
3.0	6.90	E(0°) E(C0)	49.0°	56 8

Distance [m]      Cone diameter [m]      Illuminance [lx]

— C0/C180 (Half-peak divergence: 98.0°)



#### Bracket

L=295mm, H=3mm, D=56mm.


Material:Iron, colour:zinc, processing:Galvanising.

#### Finish

Grey

#### Code

98699



#### Cable and connector

Length 250 mm; insulation double; section 0,75 mm<sup>2</sup>; external diameter: 2x2,1 mm; colors: blue - brown.

#### Code

98713



#### Cable and connector

Length 1000 mm; insulation double; section 0,75 mm<sup>2</sup>; external diameter: 2x2,1 mm; colors: blue - brown.

#### Code

98716