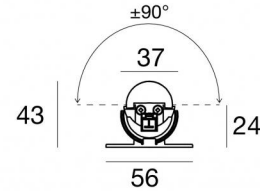
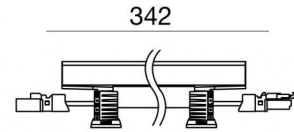


# Archicove On/Off



Lines | topLED 0 W DC - 10 W AC | CRI 80  
92023W00



Technical data	
Type	Surface
Installation position	Wall lights - Ceiling - Floor
Installation environment	Indoor
Light Source	LED
Circuit structure	topLED
Optics	Diffused
Light emission direction	upward
Nominal power	0 W DC
Total Power	10 W
Nominal input voltage	220 - 240 V AC
Input voltage range	85 - 277 V AC
CCT / Tone	3000 K
Colour rendering index	80 Ra
C.C. / C.V.	AC
Safety class	2
IP	IP40
IK	IK08
Glow wire test	850°
Direct mounting on normally flammable surfaces	Yes
CE	Yes
Driver included	Driver
Dimmable article	No
Directional	Swivelling
total angle (vertical plane)	180 °
Tilting	No
Walk-over	No
Drive-over	No
Cable included	Yes
Cable length	0.02 m
Resin potting	No
Type of light emission	Single emission
Net weight	0.203 Kg
Electrostatic discharge protection	4 KV
Surge protection	0,5 KV
Product technological characteristics	UV Resistant

## Finishing casing

Material	Aluminium 6060
Colour	Anodised Aluminum
Processing	20 µm anodizing

## Finishing diffuser

Material	UV Resistant Polycarbonate
----------	----------------------------

## Finishing bracket

Material	UV Resistant Polycarbonate
Colour	transparent


## Cables Electrification

Cable connector	Female Socket 2 Pin
Cable connector	Male Plug 2 Pin



Bracket  
L=295mm, H=3mm, D=56mm.  
Material:Iron, colour:zinc, processing:Galvanising.

Finish	Code
Grey	98699



Cable and connector  
Length 250 mm; insulation double; section 0,75 mm<sup>2</sup>; external diameter: 2x2,1 mm; colors: blue - brown.

Code
98713



Cable and connector  
Length 1000 mm; insulation double; section 0,75 mm<sup>2</sup>; external diameter: 2x2,1 mm; colors: blue - brown.

Code
98716