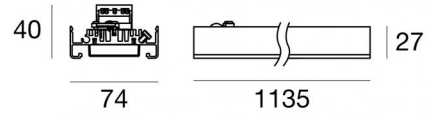


Trail_line 7 poles



Systems | 220-240 V | 120 topLED 54 W DC - 60 W AC
 Modular | CRI 80
90933N00



Technical data	
Type	Continuous Line
Installation position	Ceiling
Installation environment	Indoor
Light Source	LED
Circuit structure	topLED
Optics	Diffused
Light emission direction	downward
Nominal power	54 W DC
Total Power	60 W
Source lumens	7522 lm
Nominal input voltage	220 - 240 V AC
Input voltage range	220 - 240 V AC
Frequency	60 - 50 Hz
CCT / Tone	4000 K
Colour rendering index	80 Ra
C.C. / C.V.	AC
Safety class	1
IP	IP20
Glow wire test	650°
Direct mounting on normally flammable surfaces	Yes
CE	Yes
Driver included	Driver
Dimmable article	No
Directional	No
Tilting	No
Walk-over	No
Drive-over	No
Cable included	No
Resin potting	No
Type of light emission	Single emission
Net weight	1.800 Kg
Modularity	Modular
Electrostatic discharge protection	Yes
Surge protection	No

Finishing casing

Material	Aluminium
Colour	White
Processing	Coating

Finishing diffuser

Material	PMMA
----------	------

Trail_line 7 poles



Systems | 220-240 V | 120 topLED 54 W DC - 60 W AC | Modular | CRI 80 | Base
90933N00

Energy efficiency class

This product contains 2 light sources of energy efficiency class D.

Illuminotechnical Features

Light Output Ratio (LOR)	69 %
Source lumens	7522 lm
Delivered lumens	5258 lm
Consumption	60 W
Luminaire efficacy	87 lm/W
Colour temperature	4000 K
Standard Deviation of Colour Matching	3 Step MacAdam
Colour rendering index	80 Ra
Junction temperature (lighting fixture)	80
Standard Operating Ambient Temperature	-20 / +50°C

LED Life / Failure Ratio

L70 B20 C0 36000h

UGR

UGR axial	26.7
UGR transversal	29.4
X=4H Y=8H	S=0.25H
Reflection factor	70/50/20

OPTICAL

C90/C270 optics	110°
C0/C180 optics	136°
Light distribution simmetry	Symmetrical 2 assis

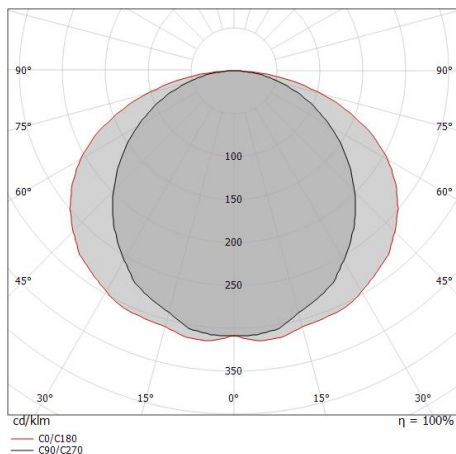
Single emission systems for indoor application. The natural white LED light source with a diffused light distribution is composed of 120 toped LEDs with CCT of 4000 K and a CRI 80; the source luminous flux is 7522 lm, with a 139.3 lm/W nominal luminous efficacy.

The device body is made of aluminium and features a white finish, processed by means of coating; the diffuser is made of pmma. The ingress protection degree is IP20; the total weight is of 1.800 kg.

The total absorbed power is 60 W.

The device features protection class I and can be ceiling-mounted.

Compliant with the EN 60598-1 standard and its specific provisions.



Distance [m]	Cone diameter [m]	illuminance [lx]
0.5	1.42 2.48	E(0°) 6489 E(C90) 618 E(C0) 175
1.0	2.85 4.95	E(0°) 1622 E(C90) 155 E(C0) 44
1.5	4.27 7.43	E(0°) 721 E(C90) 69 E(C0) 19
2.0	5.69 9.90	E(0°) 406 E(C90) 39 E(C0) 11
2.5	7.11 12.38	E(0°) 260 E(C90) 25 E(C0) 7
3.0	8.54 14.85	E(0°) 180 E(C90) 17 E(C0) 5


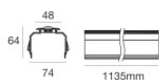

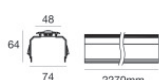

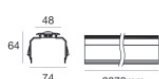



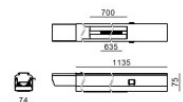

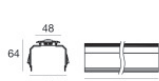

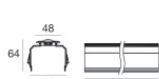

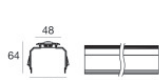
— C0/C180 (Half-peak divergence: 136.0°)
 - - C90/C270 (Half-peak divergence: 109.8°)

Trail_line 7 poles



Systems | 220-240 V | 120 topLED 54 W DC - 60 W AC | Modular | CRI 80
90933N00

Components

 	Trail Power Module backbone 7 poles ON/OFF DALI - Sistemi	Code <u>90913</u>
 	Trail Power Module backbone 7 poles ON/OFF DALI - Sistemi	Code <u>90917</u>
 	Trail standard backbone 7 poles ON/OFF-DALI	Code <u>90909</u>
 	Trail standard backbone 7 poles ON/OFF-DALI - Sistemi	Code <u>90905</u>
 	Trail Three-phase adapter	Code <u>90952</u>
 	Trail Power module backbone 3 poles ON/OFF	Code <u>90915 - 90911</u>
 	Trail standard backbone 3 poles ON/OFF	Code <u>90903 - 90907</u>
 	Trail Auxiliary power backbone 7 poles ON/OFF	Code <u>90905E</u>

Trail_line 7 poles



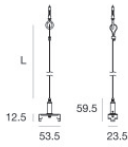
Systems | 220-240 V | 120 topLED 54 W DC - 60 W AC | Modular | CRI 80
90933N00

Components

Trail_line 7 poles

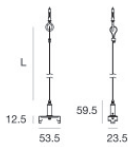


Trail_line 7 poles | Systems | Accessories
90933N00



Cables for suspension

Code
90944



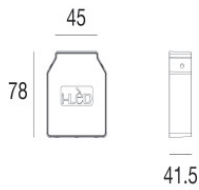
Cables for suspension

Code
90943



Bracket
L=53mm, H=13mm, D=23mm

Code
90945



Closing cap
Material:Aluminium, colour:White RAL 9003, processing:Coating.

Code
90946



Profile
Material:Aluminium, colour:White, processing:Coating.

Code
90950