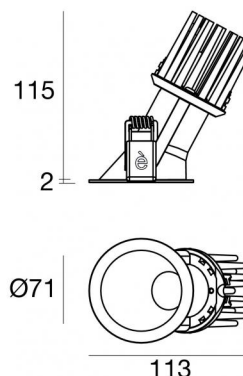





Downlights | 1 x powerLED 10 W DC 800 mA | CRI 92  
**90847N15**



64

Technical data	
Type	Encasement with flange
Installation position	Ceiling
Installation environment	Indoor
Light Source	LED
Circuit structure	powerLED
Optics	Spot
Light emission direction	downward
Nominal power	10 W DC
Source lumens	1108 lm
Input voltage range	800mA
CCT / Tone	4000 K
Colour rendering index	92 Ra
C.C. / C.V.	CC
Safety class	3
IP	IP44
Optical compartment IP	IP65
Glow wire test	850°
Direct mounting on normally flammable surfaces	Yes
CE	Yes
Driver included	No
Dimmable article	DALI - 1-10V
Directional	No
Tilting	No
Walk-over	No
Drive-over	No
Cable included	No
Resin potting	No
Type of light emission	Single emission
Net weight	0.250 Kg
Electrostatic discharge protection	No
Surge protection	No
Optics technology	F.O.L.
Product technological characteristics	TVS

### Finishing casing

Material	Die-cast Aluminium EN AB - 46100
Colour	Black
Processing	Powder coating

### Finishing diffuser

Material	UV Resistant Polycarbonate
Colour	transparent

### Finishing radiator

Material	Die-cast Aluminium EN AB - 46100
Processing	Tumbling

### Electronics



99135  
On/Off Driver 198~264V AC (2 - 3 art.)



99345  
DALI - Push and Simply Dim Multi Power 198~264V AC / 176~275V DC (1 - 3 art.)



99735  
Multi Power 198~264V AC / 180~275V DC (1 art.)



99733  
1-10V Multi Power 198~264V AC / 180~275V DC (1 art.)



C-E100013  
Push and Simply Dim - DALI-2 Controller (1 art.)



Downlights | 1 x powerLED 10 W DC 800 mA | CRI 92 | Base  
**90847N15**

Single emission recessed downlights for indoor application. The natural white LED light source with a spot light distribution is composed of 1 powered LEDs with CCT of 4000 K and a CRI 92; the source luminous flux is 1108 lm, with a 110.8 lm/W nominal luminous efficacy.

The device body is made of die-cast aluminium en ab - 46100 and features a black finish, processed by means of powder coating; the diffuser is made of uv resistant polycarbonate. The ingress protection degree is IP44; the total weight is of 0.250 kg. The power supply driver is not provided and is to be ordered separately.

The total absorbed power is 10 W.

The device features protection class III and can be ceiling-mounted, with a 64 mm diameter hole (in plasterboard).

Compliant with the EN 60598-1 standard and its specific provisions.

### Energy efficiency class

This product contains a light source of energy efficiency class E.

### Illuminotechnical Features

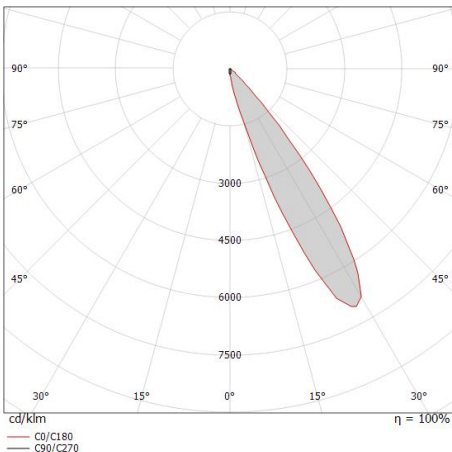
Light Output Ratio (LOR)	60 %
Source lumens	1108 lm
Delivered lumens	666 lm
Consumption	10 W
Luminaire efficacy	66 lm/W
Colour temperature	4000 K
Standard Deviation of Colour Matching	2 Step MacAdam
Colour rendering index	92 Ra
Black Body Locus	On
Standard Operating Ambient Temperature	-20 / +50°C
Ordinary temperature on the glass	40°C

### LED Life / Failure Ratio

L70 B10 C0 247450h (at Tj 60 Ta 25 )

### OPTICAL

C90/C270 optics	41°
Light distribution symmetry	Asymmetrical



0.5	0.77	E(0°) E(C90)	37.7°	378 30
1.0	1.55	E(0°) E(C90)	37.7°	95 8
1.5	2.32	E(0°) E(C90)	37.7°	42 3
2.0	3.09	E(0°) E(C90)	37.7°	24 2
2.5	3.86	E(0°) E(C90)	37.7°	15 1
3.0	4.64	E(0°) E(C90)	37.7°	11 1

Distance [m]      Cone diameter [m]      Illuminance [lx]

— C90/C270 (Half-peak divergence: 75.4°)

