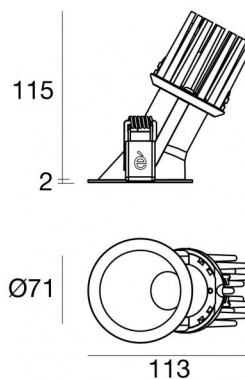





Downlights | 1 x powerLED 10 W DC 800 mA | CRI 92
90847M60



64

Technical data	
Type	Encasement with flange
Installation position	Ceiling
Installation environment	Indoor
Light Source	LED
Circuit structure	powerLED
Optics	60°
Light emission direction	downward
Nominal power	10 W DC
Source lumens	960 lm
Input voltage range	800mA
CCT / Tone	2700 K
Colour rendering index	92 Ra
C.C. / C.V.	CC
Safety class	3
IP	IP44
Optical compartment IP	IP65
Glow wire test	850°
Direct mounting on normally flammable surfaces	Yes
CE	Yes
Driver included	No
Dimmable article	DALI - 1-10V
Directional	No
Tilting	No
Walk-over	No
Drive-over	No
Cable included	No
Resin potting	No
Type of light emission	Single emission
Net weight	0.250 Kg
Electrostatic discharge protection	No
Surge protection	No
Optics technology	F.O.L.
Product technological characteristics	TVS

Finishing casing

Material	Die-cast Aluminium EN AB - 46100
Colour	Black
Processing	Powder coating


Finishing diffuser


Material	UV Resistant Polycarbonate
Colour	transparent


Finishing radiator


Material	Die-cast Aluminium EN AB - 46100
Processing	Tumbling

Electronics

 99135
On/Off Driver 198~264V AC (2 - 3 art.)

 99345
DALI - Push and Simply Dim Multi Power 198~264V AC / 176~275V DC (1 - 3 art.)

 99735
Multi Power 198~264V AC / 180~275V DC (1 art.)

 99733
1-10V Multi Power 198~264V AC / 180~275V DC (1 art.)

 C-E100013
Push and Simply Dim - DALI-2 Controller (1 art.)



Downlights | 1 x powerLED 10 W DC 800 mA | CRI 92 | Base
90847M60

Single emission recessed downlights for indoor application. The super warm white LED light source is composed of 1 powered LEDs with CCT of 2700 K and a CRI 92; the source luminous flux is 960 lm, with a 96.0 lm/W nominal luminous efficacy.

The device body is made of die-cast aluminium en ab - 46100 and features a black finish, processed by means of powder coating; the diffuser is made of uv resistant polycarbonate. The ingress protection degree is IP44; the total weight is of 0.250 kg. The power supply driver is not provided and is to be ordered separately.

The total absorbed power is 10 W.

The device features protection class III and can be ceiling-mounted, with a 64 mm diameter hole (in plasterboard).

Compliant with the EN 60598-1 standard and its specific provisions.

Energy efficiency class

This product contains a light source of energy efficiency class F.

Illuminotechnical Features

Light Output Ratio (LOR)	54 %
Source lumens	960 lm
Delivered lumens	523 lm
Consumption	10 W
Luminaire efficacy	52 lm/W
Colour temperature	2700 K
Standard Deviation of Colour Matching	2 Step MacAdam
Colour rendering index	92 Ra
Black Body Locus	On

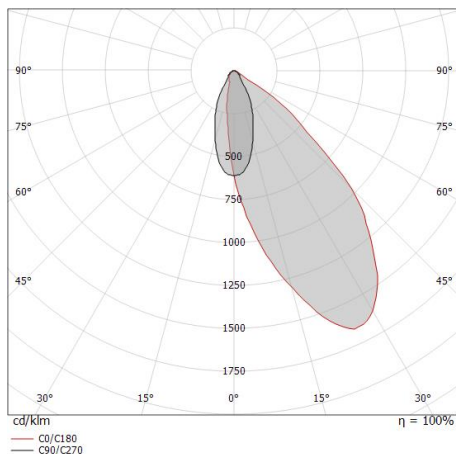
Standard Operating Ambient Temperature	-20 / +50°C
Ordinary temperature on the glass	40°C

LED Life / Failure Ratio

L70 B10 C0 247450h (at Tj 60 Ta 25)

OPTICAL

C90/C270 optics	43°
Light distribution symmetry	Asymmetrical



Distance [m]	Cone diameter [m]	Illuminance [lx]
0.5	1.05	1276 32
1.0	2.11	319 8
1.5	3.16	142 4
2.0	4.22	80 2
2.5	5.27	51 1
3.0	6.32	35 1

Distance [m] Cone diameter [m] Illuminance [lx]
— C90/C270 (Half-peak divergence: 93.0°)

