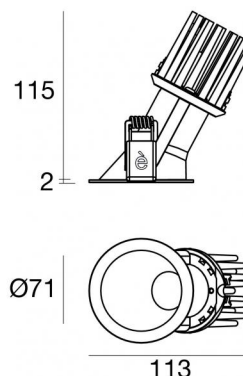





Downlights | 1 x powerLED 10 W DC 800 mA | CRI 92
90846W60



Technical data

Type	Encasement with flange
Installation position	Ceiling
Installation environment	Indoor
Light Source	LED
Circuit structure	powerLED
Optics	60°
Light emission direction	downward
Nominal power	10 W DC
Source lumens	1034 lm
Input voltage range	800mA
CCT / Tone	3000 K
Colour rendering index	92 Ra
C.C. / C.V.	CC
Safety class	3
IP	IP44
Optical compartment IP	IP65
Glow wire test	850°
Direct mounting on normally flammable surfaces	Yes
CE	Yes
Driver included	No
Dimmable article	DALI - 1-10V
Directional	No
Tilting	No
Walk-over	No
Drive-over	No
Cable included	No
Resin potting	No
Type of light emission	Single emission
Net weight	0.250 Kg
Electrostatic discharge protection	No
Surge protection	No
Optics technology	F.O.L.
Product technological characteristics	TVS

Finishing casing

Material	Die-cast Aluminium EN AB - 46100
Colour	White
Processing	Powder coating

Finishing diffuser

Material	UV Resistant Polycarbonate
Colour	transparent

Finishing radiator

Material	Die-cast Aluminium EN AB - 46100
Processing	Tumbling

Electronics



99135
On/Off Driver 198~264V AC



99345
DALI - Push and Simply Dim Multi Power 198~264V AC / 176~275V DC



99735
Multi Power 198~264V AC / 180~275V DC



99733
1-10V Multi Power 198~264V AC / 180~275V DC



C-E100013
Push and Simply Dim - DALI-2 Controller



Downlights | 1 x powerLED 10 W DC 800 mA | CRI 92 | Base
90846W60

Single emission recessed downlights for indoor application. The warm white LED light source is composed of 1 powerLED LEDs with CCT of 3000 K and a CRI 92; the source luminous flux is 1034 lm, with a 103.4 lm/W nominal luminous efficacy.

The device body is made of die-cast aluminium en ab - 46100 and features a white finish, processed by means of powder coating; the diffuser is made of uv resistant polycarbonate. The ingress protection degree is IP44; the total weight is of 0.250 kg. The power supply driver is not provided and is to be ordered separately.

The total absorbed power is 10 W.

The device features protection class III and can be ceiling-mounted, with a 64 mm diameter hole (in plasterboard).

Compliant with the EN 60598-1 standard and its specific provisions.

Energy efficiency class

This product contains a light source of energy efficiency class F.

Illuminotechnical Features

Light Output Ratio (LOR)	61 %
Source lumens	1034 lm
Delivered lumens	635 lm
Consumption	10 W
Luminaire efficacy	63 lm/W
Colour temperature	3000 K
Standard Deviation of Colour Matching	2 Step MacAdam
Colour rendering index	92 Ra
Black Body Locus	On

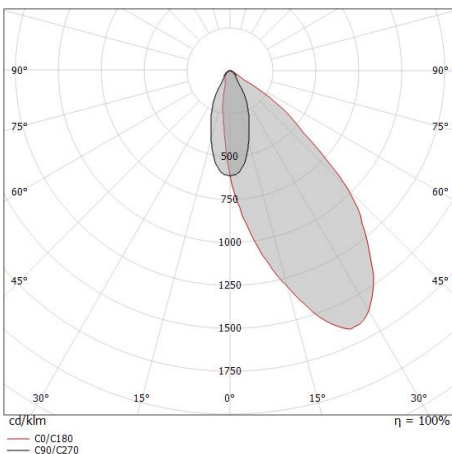
Standard Operating Ambient Temperature	-20 / +50°C
Ordinary temperature on the glass	40°C

LED Life / Failure Ratio

L70 B10 C0 247450h (at Tj 60 Ta 25)

OPTICAL

C90/C270 optics	43°
Light distribution symmetry	Asymmetrical



Distance [m]	Cone diameter [m]	Illuminance [lx]
0.5	1.05	E(0°) 1549 E(C90) 39
1.0	2.11	E(0°) 387 E(C90) 10
1.5	3.16	E(0°) 172 E(C90) 4
2.0	4.22	E(0°) 97 E(C90) 2
2.5	5.27	E(0°) 62 E(C90) 2
3.0	6.32	E(0°) 43 E(C90) 1

Distance [m] Cone diameter [m] Illuminance [lx]
— C90/C270 (Half-peak divergence: 93.0°)

