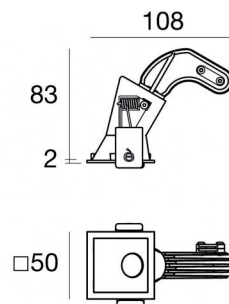




Downlights | 1 x powerLED 4 W DC 350 mA | CRI 90  
**90842W15**



46

Technical data	
Type	Encasement with flange
Installation position	Ceiling
Installation environment	Indoor
Light Source	LED
Circuit structure	powerLED
Optics	Spot
Light emission direction	downward
Nominal power	4 W DC
Source lumens	416 lm
Input voltage range	350mA
CCT / Tone	3000 K
Colour rendering index	90 Ra
C.C. / C.V.	CC
Safety class	3
IP	IP44
Optical compartment IP	IP65
Glow wire test	850°
Direct mounting on normally flammable surfaces	Yes
CE	Yes
Driver included	No
Dimmable article	DALI - 1-10V
Directional	No
Tilting	No
Walk-over	No
Drive-over	No
Cable included	Yes
Cable length	0.170 m
Resin potting	No
Type of light emission	Single emission
Net weight	0.078 Kg
Electrostatic discharge protection	No
Surge protection	No
Optics technology	F.O.L. - Honey comb
Product technological characteristics	TVS

### Finishing casing

Material	Die-cast Aluminium EN AB - 46100
Colour	White
Processing	Powder coating


### Finishing diffuser

Material	UV Resistant Polycarbonate
Colour	transparent


### Finishing radiator

Material	Die-cast Aluminium EN AB - 46100
Colour	Aluminium
Processing	Polishing

### Electronics

 89145  
On/Off Driver 198-264V AC / 180-275V DC (1 art.)

 99375  
On/Off Driver 198-264V AC (2 - 3 art.)

 C-E100010  
1-10V - 0-10V Controller (1 art.)

 C-E100011  
Push and Simply Dim - DALI-2 Controller (1 art.)

### Cables Electrification

Cable connector No



Downlights | 1 x powerLED 4 W DC 350 mA | CRI 90 | Base  
**90842W15**

Single emission recessed downlights for indoor application. The warm white LED light source with a spot light distribution is composed of 1 powered LEDs with CCT of 3000 K and a CRI 90; the source luminous flux is 416 lm, with a 104.0 lm/W nominal luminous efficacy.

The device body is made of die-cast aluminium en ab - 46100 and features a white finish, processed by means of powder coating; the diffuser is made of uv resistant polycarbonate. The ingress protection degree is IP44; the total weight is of 0.078 kg. The power supply driver is not provided and is to be ordered separately.

The total absorbed power is 4 W. The power supply cable is included and features a 0.170 m length.

The device features protection class III and can be ceiling-mounted, with a 46 x 46 mm hole (in plasterboard).

Compliant with the EN 60598-1 standard and its specific provisions.

### Energy efficiency class

This product contains a light source of energy efficiency class F.

### Illuminotechnical Features

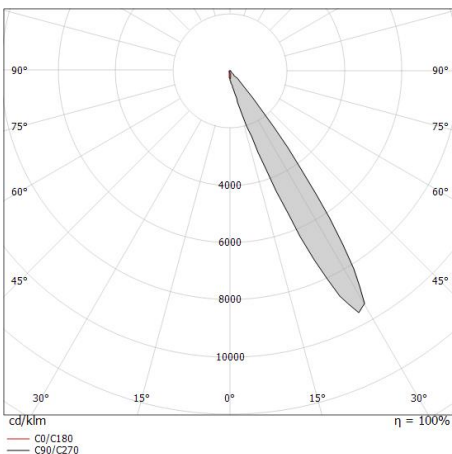
Light Output Ratio (LOR)	51 %
Source lumens	416 lm
Delivered lumens	216 lm
Consumption	4 W
Luminaire efficacy	54 lm/W
Colour temperature	3000 K
Standard Deviation of Colour Matching	3 Step MacAdam
Colour rendering index	90 Ra
Black Body Locus	On
Standard Operating Ambient Temperature	-20 / +50°C
Ordinary temperature on the glass	40°C

### LED Life / Failure Ratio

L70 B10 C0 247450h (at Tj 60 Ta 25 )

### OPTICAL

C0/C180 optics	31°
Light distribution symmetry	Asymmetrical



Distance [m]	Cone diameter [m]	Beam diameter [m]	E(0°) E(C0)	Beam angle [°]	Illuminance [lx]
0.5	0.28	0.28	245 110	15.6°	
1.0	0.56	0.56	61 27	15.6°	
1.5	0.84	0.84	27 12	15.6°	
2.0	1.12	1.12	15 7	15.6°	
2.5	1.40	1.40	10 4	15.6°	
3.0	1.68	1.68	7 3	15.6°	

Distance [m] Cone diameter [m] Illuminance [lx]

— C0/C180 (Half-peak divergence: 31.2°)

