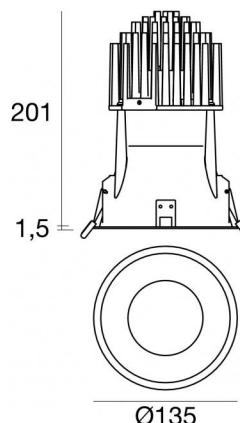




Downlights | 1 arrayLED 25 W DC 700 mA | CRI 92
90790N15



127

Technical data	
Type	Encasement with flange
Installation position	Ceiling
Installation environment	Indoor
Light Source	LED
Circuit structure	arrayLED
Optics	Spot
Light emission direction	downward
Nominal power	25 W DC
Source lumens	2990 lm
Input voltage range	700mA
CCT / Tone	4000 K
Colour rendering index	92 Ra
C.C. / C.V.	CC
Safety class	3
IP	IP44
Optical compartment IP	IP65
Glow wire test	850°
Direct mounting on normally flammable surfaces	Yes
CE	Yes
Driver included	No
Dimmable article	DALI - 1-10V
Directional	No
Tilting	No
Walk-over	No
Drive-over	No
Cable included	Yes
Cable length	0.300 m
Resin potting	No
Type of light emission	Single emission
Net weight	0.93 Kg
Electrostatic discharge protection	No
Surge protection	No

Finishing casing

Material	Die-cast Aluminium EN AB - 46100
Colour	White
Processing	Powder coating

Finishing diffuser

Material	UV Resistant Polycarbonate
Colour	transparent


Finishing radiator

Material	Die-cast Aluminium EN AB - 46100
Processing	Tumbling

Electronics

 99112
 On/Off Driver 198~264V AC (1 art.)

 83066
 1-10V - Push and Simply Dim - DALI-2 Controller (1 art.)

 C-E100031
 DALI - Push and Simply Dim Multi Power 198~264V AC / 180~275V DC (1 art.)

Cables Electrification

Cable connector	Male Easy plug
IP (locked condition)	66



Downlights | 1 arrayLED 25 W DC 700 mA | CRI 92 | Base 90790N15

Single emission recessed downlights for indoor application. The natural white LED light source with a spot light distribution is composed of 1 arrayed LEDs with CCT of 4000 K and a CRI 92; the source luminous flux is 2990 lm, with a 119.6 lm/W nominal luminous efficacy.

The device body is made of die-cast aluminium en ab - 46100 and features a white finish, processed by means of powder coating; the diffuser is made of uv resistant polycarbonate. The ingress protection degree is IP44; the total weight is of 0.93 kg. The power supply driver is not provided and is to be ordered separately.

The total absorbed power is 25 W. The power supply cable is included and features a 0.300 m length.

The device features protection class III and can be ceiling-mounted, with a 127 mm diameter hole (in plasterboard).

Compliant with the EN 60598-1 standard and its specific provisions.

Energy efficiency class

This product contains a light source of energy efficiency class E.

Illuminotechnical Features

Light Output Ratio (LOR)	71 %
Source lumens	2990 lm
Delivered lumens	2125 lm
Consumption	25 W
Luminaire efficacy	85 lm/W
Colour temperature	4000 K
Standard Deviation of Colour Matching	2 Step MacAdam
Colour rendering index	92 Ra
Gamut Area Index	81 GAI
Colour Rendering Index	61 R9
IES TM-30 Rf	89
IES TM-30 Rg	100
Black Body Locus	On
Standard Operating Ambient Temperature	-20 / +50°C
Ordinary temperature on the glass	40°C

LED Life / Failure Ratio

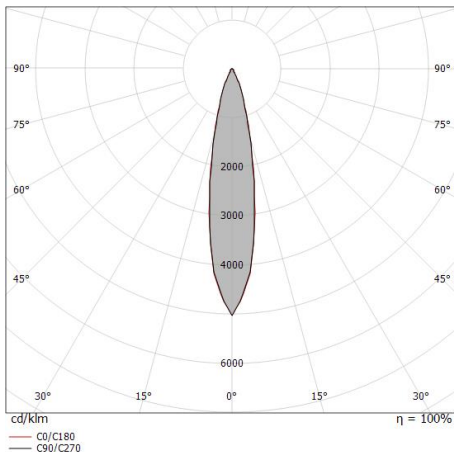
L70 B10 C0 296940h (at Tj 65 Ta 25)

UGR

UGR axial	16
UGR transversal	16
X=4H Y=8H	S=0.25H
Reflection factor	70/50/20

OPTICAL

C0/C180 optics	21°
Light distribution simmetry	Symmetrical



Distance [m]	Cone diameter [m]	illuminance [lx]
0.5	0.18	E(0°) 42698 E(C90) 10.3° 20557 E(C0) 10.4° 20453
1.0	0.36	E(0°) 10674 E(C90) 10.3° 5139 E(C0) 10.4° 5113
1.5	0.55	E(0°) 4744 E(C90) 10.3° 2284 E(C0) 10.4° 2273
2.0	0.73	E(0°) 2669 E(C90) 10.3° 1285 E(C0) 10.4° 1278
2.5	0.91	E(0°) 1708 E(C90) 10.3° 822 E(C0) 10.4° 818
3.0	1.09	E(0°) 1186 E(C90) 10.3° 571 E(C0) 10.4° 568

— C0/C180 (Half-peak divergence: 20.8°)
— C90/C270 (Half-peak divergence: 20.6°)

