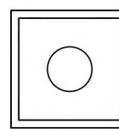
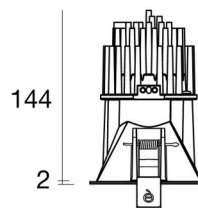




Downlights | 1 arrayLED 15 W DC 400 mA | CRI 92  
90784N30



□100



91

## Technical data

Type	Encasement with flange
Installation position	Ceiling
Installation environment	Indoor
Light Source	LED
Circuit structure	arrayLED
Optics	Medium Flood
Light emission direction	downward
Nominal power	15 W DC
Source lumens	1804 lm
Input voltage range	400mA
CCT / Tone	4000 K
Colour rendering index	92 Ra
C.C. / C.V.	CC
Safety class	3
IP	IP44
Optical compartment IP	IP65
Glow wire test	850°
Direct mounting on normally flammable surfaces	Yes
CE	Yes
Driver included	No
Dimmable article	DALI - 1-10V
Directional	No
Tilting	No
Walk-over	No
Drive-over	No
Cable included	Yes
Cable length	0.300 m
Resin potting	No
Type of light emission	Single emission
Net weight	0.511 Kg
Electrostatic discharge protection	No
Surge protection	No
Optics technology	F.O.L.

## Finishing casing

Material	Die-cast Aluminium EN AB - 46100
Colour	White
Processing	Powder coating


## Finishing diffuser

Material	UV Resistant Polycarbonate
Colour	transparent


## Finishing radiator

Material	Die-cast Aluminium EN AB - 46100
Processing	Tumbling

## Electronics

 99740  
Multi Power 198~264V AC / 180~275V DC

 99739  
1-10V Multi Power 198~264V AC / 180~275V DC

 C-E100032  
Push and Simply Dim - DALI-2 Controller

## Cables Electrification

Cable connector	Male Easy plug
IP (locked condition)	66



## Downlights | 1 arrayLED 15 W DC 400 mA | CRI 92 | Base 90784N30

Single emission recessed downlights for indoor application. The natural white LED light source with a medium flood light distribution is composed of 1 arrayed LEDs with CCT of 4000 K and a CRI 92; the source luminous flux is 1804 lm, with a 120.3 lm/W nominal luminous efficacy.

The device body is made of die-cast aluminium en ab - 46100 and features a white finish, processed by means of powder coating; the diffuser is made of uv resistant polycarbonate. The ingress protection degree is IP44; the total weight is of 0.511 kg. The power supply driver is not provided and is to be ordered separately.

The total absorbed power is 15 W. The power supply cable is included and features a 0.300 m length.

The device features protection class III and can be ceiling-mounted, with a 91 x 91 mm hole (in plasterboard).

Compliant with the EN 60598-1 standard and its specific provisions.

### Energy efficiency class

This product contains a light source of energy efficiency class E.

### Illuminotechnical Features

Light Output Ratio (LOR)	73 %
Source lumens	1804 lm
Delivered lumens	1320 lm
Consumption	15 W
Luminaire efficacy	88 lm/W
Colour temperature	4000 K
Standard Deviation of Colour Matching	2 Step MacAdam
Colour rendering index	92 Ra
Gamut Area Index	81 GAI
Colour Rendering Index	61 R9
IES TM-30 Rf	89
IES TM-30 Rg	100
Black Body Locus	On
Standard Operating Ambient Temperature	-20 / +50°C
Ordinary temperature on the glass	40°C

### LED Life / Failure Ratio

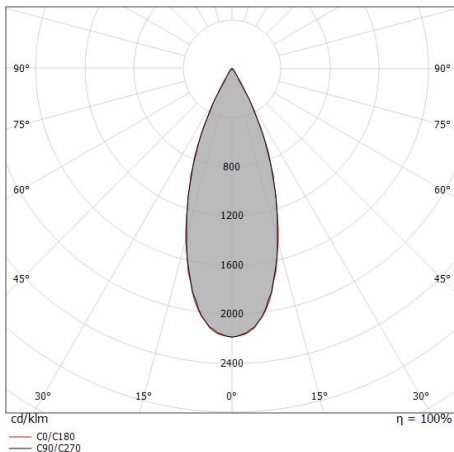
L70 B10 C0 296960h (at Tj 65 Ta 25 )

### UGR

UGR axial	13
UGR transversal	13.1
X=4H   Y=8H	S=0.25H
Reflection factor	70/50/20

### OPTICAL

C0/C180 optics	38°
Light distribution simmetry	Symmetrical



Distance [m]	Cone diameter [m]	illuminance [lx]
0.5	0.34 0.34	E(0°) 11553 E(C90) 18.9° 4914 E(C0) 19.0° 4892
1.0	0.68 0.69	E(0°) 2888 E(C90) 18.9° 1228 E(C0) 19.0° 1223
1.5	1.03 1.03	E(0°) 1284 E(C90) 18.9° 546 E(C0) 19.0° 544
2.0	1.37 1.38	E(0°) 722 E(C90) 18.9° 307 E(C0) 19.0° 306
2.5	1.71 1.72	E(0°) 462 E(C90) 18.9° 197 E(C0) 19.0° 196
3.0	2.05 2.07	E(0°) 321 E(C90) 18.9° 136 E(C0) 19.0° 136

— C0/C180 (Half-peak divergence: 38.0°)  
— C90/C270 (Half-peak divergence: 37.8°)

