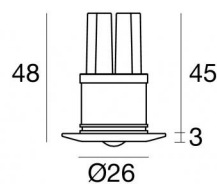




Downlights | 3 x powerLED 2 W DC 220 mA | RGB
88568Z30



Technical data

Type	Encasement with flange
Installation position	Wall lights - Ceiling
Installation environment	Indoor
Light Source	LED
Optics	Flood
Nominal power	2 W DC
Input voltage range	220mA
CCT / Tone	RGB
C.C. / C.V.	CC
Safety class	3
IP	IP44
Glow wire test	850°
Direct mounting on normally flammable surfaces	Yes
CE	Yes
Driver included	No
Dimmable article	Yes
Directional	No
Tilting	No
Walk-over	No
Drive-over	No
Cable included	Yes
Cable length	0.12 m
Resin potting	Yes
Type of light emission	Single emission
Net weight	0.072 Kg
Electrostatic discharge protection	No
Surge protection	No

Finishing casing

Material	Brass
Colour	White
Processing	Coating

Electronics



C-E500015
DMX-RDM - NFC Multi Channel 4ch. 19-50V DC (- art.)

Lumen RGBW

N. Led	Red	Green	Blue
3	39 lm	68 lm	23 lm



Downlights | 3 x powerLED 2 W DC 220 mA | RGB | Base 88568Z30

Single emission recessed downlights for indoor application. The RGB LED light source with a flood light distribution is composed of 3 powered LEDs.

The device body is made of brass and features a white finish, processed by means of coating. The ingress protection degree is IP44; the total weight is of 0.072 kg. The power supply driver is not provided and is to be ordered separately.

The total absorbed power is 2 W. The power supply cable is included and features a 0.12 m length.

The device features protection class III and can be wall lights or ceiling-mounted, with a 29 mm diameter hole (in plasterboard) with an outer casing, code 84901 (for concrete or masonry).

Compliant with the EN 60598-1 standard and its specific provisions.

Illuminotechnical Features

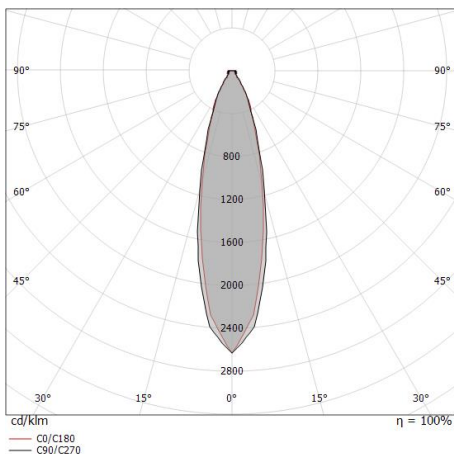
Delivered lumens	114 lm
Consumption	2,1 W
Luminaire efficacy	57 lm/W
Standard Operating Ambient Temperature	-20 / +50°C
Ordinary temperature on the glass	40°C

LED Life / Failure Ratio








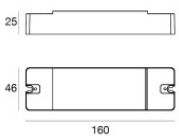

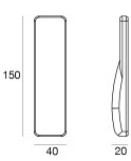
L70 B10 C0 247450h

OPTICAL

C0/C180 optics	25°
Light distribution symmetry	Symmetrical





 	<p>Outer casing installation position: ceiling; type of installation: masonry L=69mm, H=60mm, D=60mm. Material:ABS Plastic, colour:black.</p>	<p>Code <u>84901</u></p>
	<p>Cable and connector Type of cable power cable; Length 1000 mm; insulation single; section 0.5 mm²; colors: blue - green - red.</p>	<p>Code <u>84866</u></p>
	<p>Cable and connector Type of cable power cable; Length 3000 mm; insulation single; section 0.5 mm²; colors: blue - green - red.</p>	<p>Code <u>84867</u></p>
	<p>Cable and connector Type of cable power cable; Length 1500 mm; insulation single; section 0,35 mm²; colors: blue - green - red.</p>	<p>Code <u>84872</u></p>
	<p>Cable and connector Type of cable power cable; Length 1500 mm; insulation single; section 0,35 mm²; colors: white - black - orange.</p>	<p>Code <u>84873</u></p>
 	<p>Dimmer RF Remote controller</p>	<p>Code <u>C-E700003</u></p>
 	<p>RF remote control</p>	<p>Code <u>C-W600001</u></p>