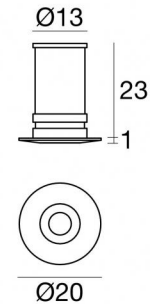




Downlights | 1 x 5mmLED 0.5 W DC 24 V | CRI 80
88417W30



Technical data	
Type	Encasement with flange
Installation position	Wall lights - Ceiling
Installation environment	Indoor
Light Source	LED
Circuit structure	5mmLED
Optics	Medium Wide Flood
Light emission direction	downward
Nominal power	0.5 W DC
Source lumens	45 lm
Input voltage range	24V
CCT / Tone	3000 K
Colour rendering index	80 Ra
C.C. / C.V.	CV
Safety class	3
IP	IP44
Glow wire test	850°
Direct mounting on normally flammable surfaces	Yes
CE	Yes
Driver included	No
Dimmable article	DALI - 1-10V
Directional	No
Tilting	No
Walk-over	No
Drive-over	No
Cable included	Yes
Cable length	0.12 m
Resin potting	Yes
Type of light emission	Single emission
Net weight	0.015 Kg
Electrostatic discharge protection	No
Surge protection	No

Finishing casing

Material	Brass
Colour	White
Processing	Coating

Electronics

	89408 On/Off Driver 198-264V AC / 180-275V DC 5 W (1 - 10 art.)
	99332 1-10V Controller (1 - 300 art.)
	99374 On/Off Driver 198-264V AC / 176-275V DC 75 W (1 - 150 art.)
	99722 DALI Controller 90-305V AC / 127-431V DC 120 W (1 - 240 art.)
	83333 Push and Simply Dim - DALI-2 Controller (1 - 300 art.)



Downlights | 1 x 5mmLED 0.5 W DC 24 V | CRI 80 | Base 88417W30

Single emission recessed downlights for indoor application. The warm white LED light source with a medium wide flood light distribution is composed of 1 5mmLED LEDs with CCT of 3000 K and a CRI 80; the source luminous flux is 45 lm, with a 90.0 lm/W nominal luminous efficacy.

The device body is made of brass and features a white finish, processed by means of coating. The ingress protection degree is IP44; the total weight is of 0.015 kg. The power supply driver is not provided and is to be ordered separately.

The total absorbed power is 0.5 W. The power supply cable is included and features a 0.12 m length.

The device features protection class III and can be wall lights or ceiling-mounted, with a 15 mm diameter hole (in plasterboard) with an outer casing, code 84335(for concrete or masonry).

Compliant with the EN 60598-1 standard and its specific provisions.

Energy efficiency class

This product contains a light source of energy efficiency class G.

Illuminotechnical Features

Light Output Ratio (LOR)	100 %
Source lumens	45 lm
Delivered lumens	45 lm
Consumption	0,5 W
Colour temperature	3000 K
Colour rendering index	80 Ra

Standard Operating Ambient Temperature	-20 / +50°C
Ordinary temperature on the glass	40°C

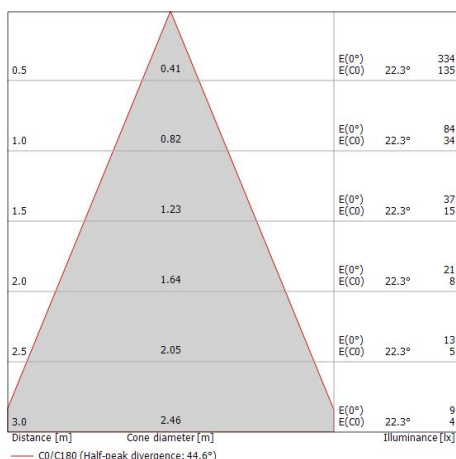
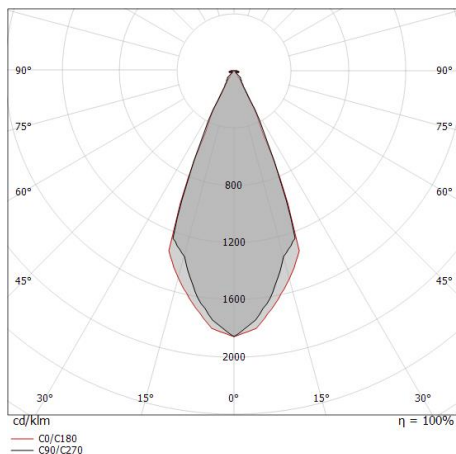
LED Life / Failure Ratio

UGR

UGR axial	33
UGR transversal	33.5
X=4H Y=8H	S=0.25H
Reflection factor	70/50/20

OPTICAL

C0/C180 optics	45°
Light distribution symmetry	Symmetrical





Aspho_R | Downlights | Accessories
88417W30



Outer casing

installation position: wall lights; type of installation: masonry L=35mm, H=20mm, D=20mm.

Material:ABS Plastic, colour:black.

Code

84335