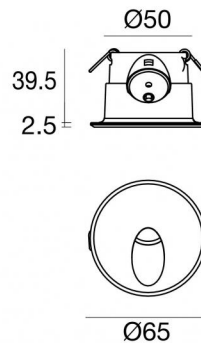




Wall Lights | 1 x powerLED 2 W DC 630 mA | CRI 80
85542W70



52


Technical data


Type	Encasement with flange - -
Installation position	Wall lights
Installation environment	Outdoor
Light Source	LED
Circuit structure	powerLED
Optics	Asymmetric Wallwasher
Light emission direction	downward
Nominal power	2 W DC
Source lumens	249 lm
Input voltage range	630mA
CCT / Tone	3000 K
Colour rendering index	80 Ra
C.C. / C.V.	CC
Safety class	3
IP	IP65
IK	IK10
Glow wire test	850°
Direct mounting on normally flammable surfaces	Yes
CE	Yes
Driver included	No
Dimmable article	DALI - 1-10V
Directional	No
Tilting	No
Walk-over	No
Drive-over	No
Cable included	Yes
Cable length	1 m
Resin potting	Yes
Type of light emission	Single emission
Net weight	0.13 Kg
Electrostatic discharge protection	No
Surge protection	No

Finishing casing


Material	Aluminium
Colour	Grey
Processing	Open pore anodizing + Powder Coating

Electronics

 89420
 On/Off Driver 198~264V AC / 176~275V DC (1 - 2 art.)

 99186
 On/Off Driver 198~264V AC (6 - 12 art.)

 C-E200002
 Push and Simply Dim - DALI-2 Controller (8 - 12 art.)

 C-E200008
 On/Off Driver 198~264V AC / 180~275V DC (3 - 6 art.)



Wall Lights | 1 x powerLED 2 W DC 630 mA | CRI 80 | Base 85542W70

Single emission wall lights for outdoor application. The warm white LED light source with a asymmetric wallwasher light distribution is composed of 1 powered LEDs with CCT of 3000 K and a CRI 80; the source luminous flux is 249 lm, with a 124.5 lm/W nominal luminous efficacy.

The device body is made of aluminium and features a grey finish, processed by means of open pore anodizing + powder coating. The ingress protection degree is IP65; the total weight is of 0.13 kg. The power supply driver is not provided and is to be ordered separately.

The total absorbed power is 2 W. The power supply cable is included and features a 1 m length.

The device features protection class III and can be wall lights-mounted, with a 52 mm diameter hole (in plasterboard) with an outer casing, code 84338(for concrete or masonry).

Compliant with the EN 60598-1 standard and its specific provisions.

Energy efficiency class

This product contains a light source of energy efficiency class D.

Illuminotechnical Features

Light Output Ratio (LOR)	43 %
Source lumens	249 lm
Delivered lumens	109 lm
Consumption	2,0 W
Luminaire efficacy	54 lm/W
Colour temperature	3000 K
Standard Deviation of Colour Matching	1.5 Step
Colour rendering index	80 Ra

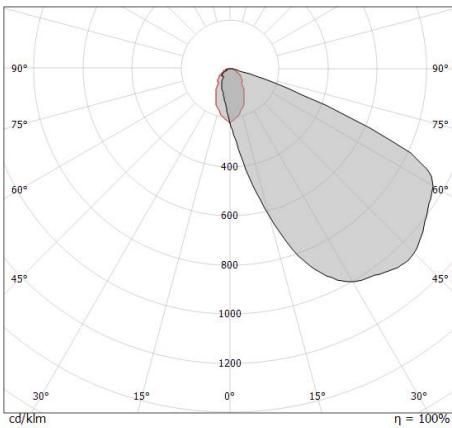
Standard Operating Ambient Temperature	-20 / +50°C
Ordinary temperature on the glass	40°C

LED Life / Failure Ratio

L70 B10 C0 361980h (at Tj 60 Ta 25)

OPTICAL

C0/C180 optics	62°
Light distribution symmetry	Asymmetrical



Distance [m]	Cone diameter [m]	Illuminance [lx]
0.5	0.61	E(0°) E(C0) 96 30
1.0	1.21	E(0°) E(C0) 24 7
1.5	1.82	E(0°) E(C0) 11 3
2.0	2.42	E(0°) E(C0) 6 2
2.5	3.03	E(0°) E(C0) 4 1
3.0	3.63	E(0°) E(C0) 3 1

— C0/C180 (Half-peak divergence: 62.4°)



Quara_R | Step Lights | Accessories
85542W70



Outer casing

installation position: wall lights; type of installation: masonry L=72mm, H=62mm, D=62mm.

Material:ABS Plastic, colour:black.

Code

84338