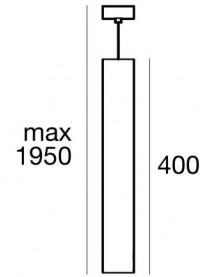




Pendant Luminaires | 100-240 V
1 arrayLED 6.3 W DC - 8.2 W AC | CRI 90
84580W45



Ø 60 |

Technical data	
Type	Surface
Installation position	Ceiling
Installation environment	Indoor
Light Source	LED
Circuit structure	arrayLED
Optics	Medium Wide Flood
Light emission direction	downward
Nominal power	6.3 W DC
Total Power	8.2 W
Source lumens	748 lm
Nominal input voltage	220 - 240 V AC
Input voltage range	100 - 240 V AC
Frequency	50 - 60 Hz
CCT / Tone	3000 K
Colour rendering index	90 Ra
C.C. / C.V.	AC
Safety class	2
IP	IP40
IK	IK05
Glow wire test	850°
Direct mounting on normally flammable surfaces	Yes
CE	Yes
Driver included	Driver
Dimmable article	No
Directional	No
Tilting	No
Walk-over	No
Drive-over	No
Cable included	Yes
Cable length	1,8 m
Resin potting	No
Type of light emission	Single emission
Net weight	1.2 Kg
Electrostatic discharge protection	Yes
Surge protection	0,5 KV
Optics technology	Set-back low glare optics

Finishing casing

Material	Iron - Aluminium 6060
Colour	Black - gold
Processing	Powder coating - Liquid painting

Finishing diffuser

Material	Extra clear glass
Colour	transparent

Finishing base

Material	Iron
Colour	Black
Processing	Powder coating

Cables Electrification+ suspension

Max cable length	1950 mm
Cable connector	No

Pendant Luminaires | 100-240 V | 1 arrayLED 6.3 W DC - 8.2 W AC | CRI 90 | Base
84580W45

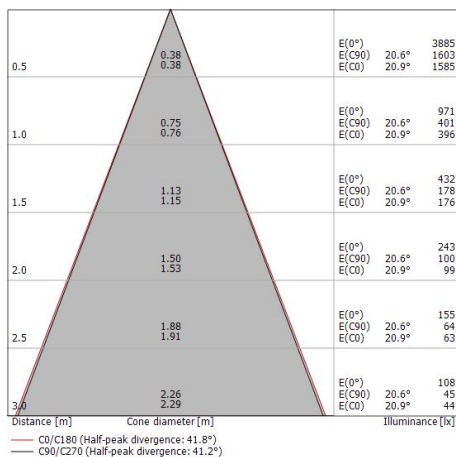
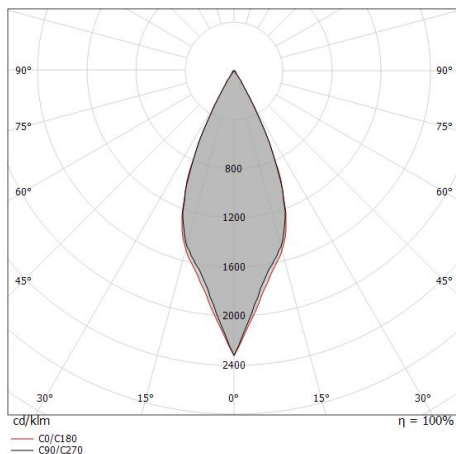
Single emission pendant luminaires for indoor application. The warm white LED light source with a medium wide flood light distribution is composed of 1 arrayed LEDs with CCT of 3000 K and a CRI 90; the source luminous flux is 748 lm, with a 118.7 lm/W nominal luminous efficacy.

The device body is made of iron and features a black finish, processed by means of powder coating. The device body is made of aluminium 6060 and features a gold finish, processed by means of liquid painting; the diffuser is made of extra clear glass. The ingress protection degree is IP40; the total weight is of 1.2 kg.

The total absorbed power is 8.2 W. The power supply cable is included and features a 1,8 m length.

The device features protection class II and can be ceiling-mounted.

Compliant with the EN 60598-1 standard and its specific provisions.



Energy efficiency class

This product contains a light source of energy efficiency class F.

Illuminotechnical Features

Light Output Ratio (LOR)	56 %
Source lumens	748 lm
Delivered lumens	419 lm
Consumption	8.2 W
Luminaire efficacy	51 lm/W
Colour temperature	3000 K
Standard Deviation of Colour Matching	3 Step MacAdam
Colour rendering index	90 Ra

Standard Operating Ambient Temperature -20 / +50°C

Ordinary temperature on the glass 35°C

LED Life / Failure Ratio

L70 B10 C0 134020h (at Tj 65 Ta 25)

UGR

UGR axial	11.7
UGR transversal	11.7
X=4H Y=8H	S=0.25H
Reflection factor	70/50/20

OPTICAL

C0/C180 optics	41°
Light distribution symmetry	Symmetrical