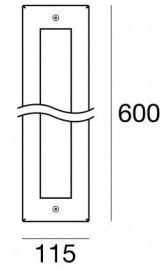
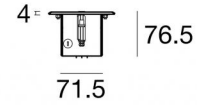


Submerged | 12 x powerLEDs 28 W DC 12 V | CRI 80
84213W15



Technical data	
Type	Frame
Installation position	Wall lights - Floor
Installation environment	Outdoor
Light Source	LED
Circuit structure	powerLEDs
Optics	Spot
Light emission direction	upward
Nominal power	28 W DC
Source lumens	3408 lm
Input voltage range	12V
CCT / Tone	3000 K
Colour rendering index	80 Ra
C.C. / C.V.	CV
Safety class	3
IP	IP68
Maximum installation depth	25 m
IK	IK09
Glow wire test	850°
Direct mounting on normally flammable surfaces	Yes
CE	Yes
Driver included	No
Dimmable article	No
Directional	No
Tilting	No
Walk-over	Yes
Drive-over	2500 Kg
Cable included	Yes
Cable length	5 m
Resin potting	Yes
Type of light emission	Single emission
Net weight	6 Kg
Electrostatic discharge protection	No
Surge protection	No





Finishing casing

Material	Stainless steel 316
Colour	steel
Processing	Brushing

Finishing diffuser

Material	Extra clear glass - Tempered
Colour	transparent
Processing	Silk-screening

Electronics

	83010 On/Off Driver 90~264V AC / 127~370V DC 60 W (1 - 2 art.)
	83015 DALI Controller 90~305V AC / 127~431V DC 120 W (1 - 4 art.)
	83013 On/Off Driver 180~305V AC / 254~431V DC 120 W (1 - 4 art.)
	83012 DALI Controller 90~305V AC / 127~431V DC 60 W (1 - 2 art.)

Submerged | 12 x powerLEDs 28 W DC 12 V | CRI 80 | Base 84213W15

Single emission submerged for outdoor application. The warm white LED light source with a spot light distribution is composed of 12 powered LEDs with CCT of 3000 K and a CRI 80; the source luminous flux is 3408 lm, with a 121.7 lm/W nominal luminous efficacy.

The device body is made of stainless steel and features a steel finish, processed by means of brushing; the diffuser is made of extra clear glass - tempered with a silk-screening treatment. The ingress protection degree is IP68; the total weight is of 6 kg. The power supply driver is not provided and is to be ordered separately.

The total absorbed power is 28 W. The power supply cable is included and features a 5 m length.

The device features protection class III and can be wall lights or floor-mounted with an outer casing, code 83161 (for concrete or masonry).

Compliant with the EN 60598-1 standard and its specific provisions.

Energy efficiency class

This product contains 2 light sources of energy efficiency class D.

Illuminotechnical Features

Light Output Ratio (LOR)	63 %
Source lumens	3408 lm
Delivered lumens	2151 lm
Consumption	26 W
Luminaire efficacy	82 lm/W
Colour temperature	3000 K
Standard Deviation of Colour Matching	1.5 Step
Colour rendering index	80 Ra

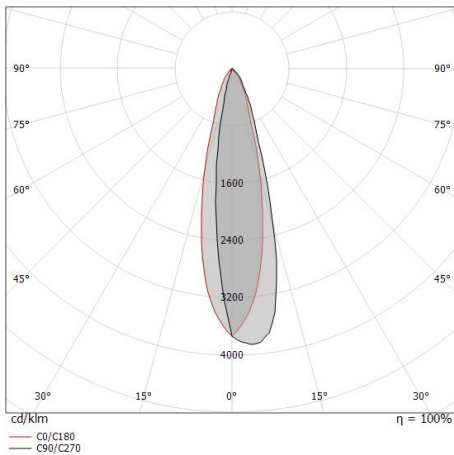
Standard Operating Ambient Temperature	-20 / +50°C
Ordinary temperature on the glass	49°C

LED Life / Failure Ratio

L70 B10 C0 361980h (at Tj 60 Ta 25)

OPTICAL

C0/C180 optics	26°
Light distribution symmetry	Asymmetrical



Distance [m]	Cone diameter [m]	Illuminance [lx]
0.5	0.23	E(0°) 32192 E(C0) 15046
1.0	0.45	E(0°) 8048 E(C0) 3762
1.5	0.68	E(0°) 3577 E(C0) 1672
2.0	0.91	E(0°) 2012 E(C0) 940
2.5	1.14	E(0°) 1288 E(C0) 502
3.0	1.36	E(0°) 894 E(C0) 418

Distance [m] Cone diameter [m] Illuminance [lx]
— C0/C180 (Half-peak divergence: 25.6°)



Connector - 3-way gel connector - IP68 Max 3x1.5 mm2

Code
98991



Connector - 3-way connector - IP68 Min.3x0.5mmq / Max 3x1.5mm2

Code
84893



Outer casing

installation position: wall lights, floor; type of installation: masonry L=586mm, H=118mm,
 D=159mm.

Material:AISI 304 steel, colour:steel.

Finish
 **Code**
83161