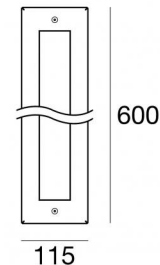
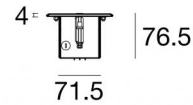


Submerged | 12 x powerLEDs 28 W DC 12 V | CRI 80
84213N25



Technical data	
Type	Frame
Installation position	Wall lights - Floor
Installation environment	Outdoor
Light Source	LED
Circuit structure	powerLEDs
Optics	Elliptic
Light emission direction	upward
Nominal power	28 W DC
Source lumens	3636 lm
Input voltage range	12V
CCT / Tone	4000 K
Colour rendering index	80 Ra
C.C. / C.V.	CV
Safety class	3
IP	IP68
Maximum installation depth	25 m
IK	IK09
Glow wire test	850°
Direct mounting on normally flammable surfaces	Yes
CE	Yes
Driver included	No
Dimmable article	No
Directional	No
Tilting	No
Walk-over	Yes
Drive-over	2500 Kg
Cable included	Yes
Cable length	5 m
Resin potting	Yes
Type of light emission	Single emission
Net weight	6 Kg
Electrostatic discharge protection	No
Surge protection	No





Finishing casing

Material	Stainless steel 316
Colour	steel
Processing	Brushing

Finishing diffuser

Material	Extra clear glass - Tempered
Colour	transparent
Processing	Silk-screening

Electronics

	83010 On/Off Driver 90~264V AC / 127~370V DC 60 W (1 - 2 art.)
	83015 DALI Controller 90~305V AC / 127~431V DC 120 W (1 - 4 art.)
	83013 On/Off Driver 180~305V AC / 254~431V DC 120 W (1 - 4 art.)
	83012 DALI Controller 90~305V AC / 127~431V DC 60 W (1 - 2 art.)

Submerged | 12 x powerLEDs 28 W DC 12 V | CRI 80 | Base
84213N25

Single emission submerged for outdoor application. The natural white LED light source with a elliptic light distribution is composed of 12 powered LEDs with CCT of 4000 K and a CRI 80; the source luminous flux is 3636 lm, with a 129.9 lm/W nominal luminous efficacy.

The device body is made of stainless steel and features a steel finish, processed by means of brushing; the diffuser is made of extra clear glass - tempered with a silk-screening treatment. The ingress protection degree is IP68; the total weight is of 6 kg. The power supply driver is not provided and is to be ordered separately.

The total absorbed power is 28 W. The power supply cable is included and features a 5 m length.

The device features protection class III and can be wall lights or floor-mounted with an outer casing, code 83161 (for concrete or masonry).

Compliant with the EN 60598-1 standard and its specific provisions.

Energy efficiency class

This product contains 2 light sources of energy efficiency class D.

Illuminotechnical Features

Light Output Ratio (LOR)	54 %
Source lumens	3636 lm
Delivered lumens	1965 lm
Consumption	26 W
Luminaire efficacy	75 lm/W
Colour temperature	4000 K
Standard Deviation of Colour Matching	1.5 Step
Colour rendering index	80 Ra

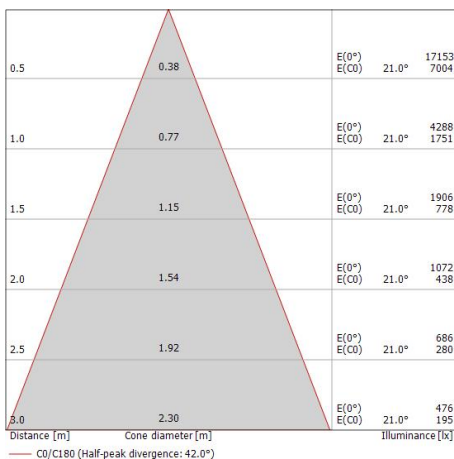
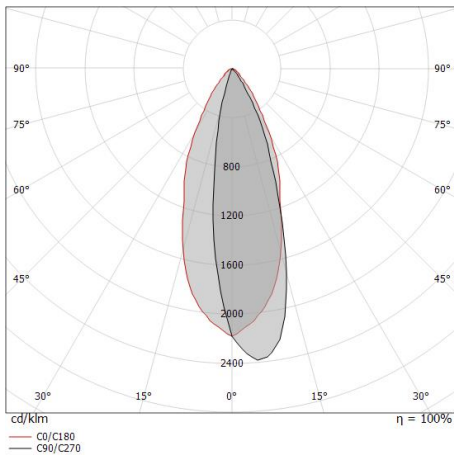
Standard Operating Ambient Temperature	-20 / +50°C
Ordinary temperature on the glass	49°C

LED Life / Failure Ratio

L70 B10 C0 361980h (at Tj 60 Ta 25)

OPTICAL

C0/C180 optics	42°
Light distribution symmetry	Asymmetrical





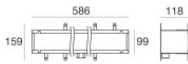
Connector - 3-way gel connector - IP68 Max 3x1.5 mm2

Code
98991



Connector - 3-way connector - IP68 Min.3x0.5mmq / Max 3x1.5mm2

Code
84893



Outer casing

installation position: wall lights, floor; type of installation: masonry L=586mm, H=118mm,
 D=159mm.

Material:AISI 304 steel, colour:steel.

Finish
 **Code**
83161