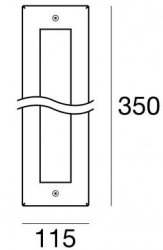
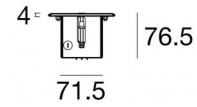


Submerged | 6 x powerLEDs 14 W DC 12 V | CRI 80
84212M60



Technical data	
Type	Frame
Installation position	Wall lights - Floor
Installation environment	Outdoor
Light Source	LED
Circuit structure	powerLEDs
Optics	Medium Wide Flood
Light emission direction	upward
Nominal power	14 W DC
Source lumens	1596 lm
Input voltage range	12V
CCT / Tone	2700 K
Colour rendering index	80 Ra
C.C. / C.V.	CV
Safety class	3
IP	IP68
Maximum installation depth	25 m
IK	IK09
Glow wire test	850°
Direct mounting on normally flammable surfaces	Yes
CE	Yes
Driver included	No
Dimmable article	No
Directional	No
Tilting	No
Walk-over	Yes
Drive-over	2500 Kg
Cable included	Yes
Cable length	5 m
Resin potting	Yes
Type of light emission	Single emission
Net weight	3 Kg
Electrostatic discharge protection	No
Surge protection	No





Finishing casing

Material	Stainless steel 316
Colour	steel
Processing	Brushing

Finishing diffuser

Material	Extra clear glass - Tempered
Colour	transparent
Processing	Silk-screening

Electronics

	83010 On/Off Driver 90-264V AC / 127-370V DC 60 W
	83015 DALI Controller 90-305V AC / 127-431V DC 120 W
	83013 On/Off Driver 180-305V AC / 254-431V DC 120 W
	83012 DALI Controller 90-305V AC / 127-431V DC 60 W

Submerged | 6 x powerLEDs 14 W DC 12 V | CRI 80 | Base
84212M60

Single emission submerged for outdoor application. The super warm white LED light source with a medium wide flood light distribution is composed of 6 powerled LEDs with CCT of 2700 K and a CRI 80; the source luminous flux is 1596 lm, with a 114.0 lm/W nominal luminous efficacy.

The device body is made of stainless steel and features a steel finish, processed by means of brushing; the diffuser is made of extra clear glass - tempered with a silk-screening treatment. The ingress protection degree is IP68; the total weight is of 3 kg. The power supply driver is not provided and is to be ordered separately.

The total absorbed power is 14 W. The power supply cable is included and features a 5 m length.

The device features protection class III and can be wall lights or floor-mounted with an outer casing, code 83160(for concrete or masonry).

Compliant with the EN 60598-1 standard and its specific provisions.

Energy efficiency class

This product contains a light source of energy efficiency class D.

Illuminotechnical Features

Light Output Ratio (LOR)	56 %
Source lumens	1596 lm
Delivered lumens	908 lm
Consumption	13 W
Luminaire efficacy	69 lm/W
Colour temperature	2700 K
Standard Deviation of Colour Matching	1/16 ANSI BIN
Colour rendering index	80 Ra

Standard Operating Ambient Temperature -20 / +50°C

Ordinary temperature on the glass 49°C

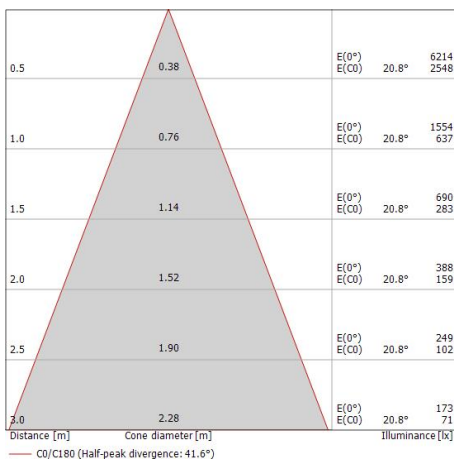
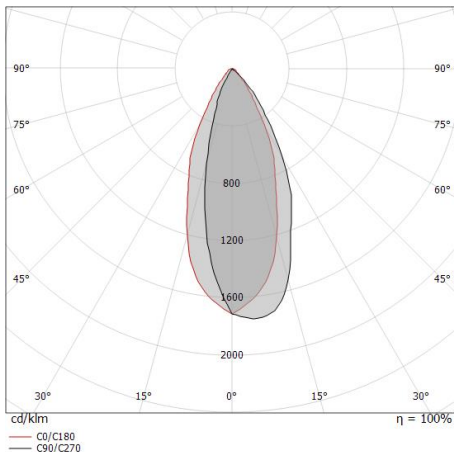
LED Life / Failure Ratio

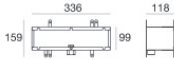
L70 B10 C0 361980h (at Tj 60 Ta 25)

OPTICAL

C0/C180 optics 42°

Light distribution symmetry Asymmetrical





Outer casing

installation position: wall lights, floor; type of installation: masonry L=336mm, H=118mm, D=159mm.

Material:AISI 304 steel, colour:steel.

Finish



Code

83160



Connector - 3-way gel connector - IP68 Max 3x1.5 mm²

Code

98991



Connector - 3-way connector - IP68 Min.3x0.5mm² / Max 3x1.5mm²

Code

84893