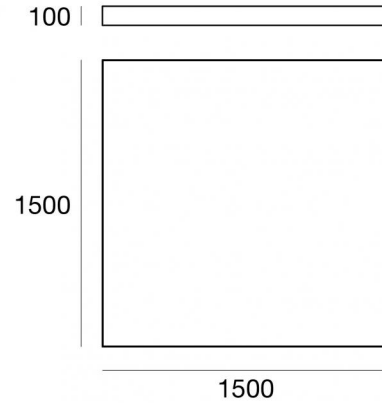



Skylum_Q PRO



Ceiling Downlights | 1296 topLED 78 W DC 2100 mA | CRI 80
84170W00



Technical data	
Type	Surface
Installation position	Ceiling
Installation environment	Indoor
Light Source	LED
Circuit structure	topLED
Optics	Diffused
Light emission direction	downward
Nominal power	78 W DC
Source lumens	13665 lm
Input voltage range	2100mA
CCT / Tone	3000 K
Colour rendering index	80 Ra
C.C. / C.V.	CC
Safety class	3
IP	IP40
Glow wire test	850°
Direct mounting on normally flammable surfaces	Yes
CE	Yes
Driver included	No
Dimmable article	DALI - 1-10V
Directional	No
Tilting	No
Walk-over	No
Drive-over	No
Cable included	No
Resin potting	No
Type of light emission	Single emission
Net weight	11 Kg
Electrostatic discharge protection	No
Surge protection	No

Finishing casing

Material	Aluminium 6060
Colour	White
Processing	Powder coating

Finishing diffuser

Material	Technical fabric
Colour	Opal white

Electronics



83195
DALI Controller 100~305V AC / 142~423V DC (1 art.)



Ceiling Downlights | 1296 topLED 78 W DC 2100 mA | CRI 80 | Base 84170W00

Single emission ceiling downlights for indoor application. The warm white LED light source with a diffused light distribution is composed of 1296 topped LEDs with CCT of 3000 K and a CRI 80; the source luminous flux is 13665 lm, with a 175.2 lm/W nominal luminous efficacy.

The device body is made of aluminium 6060 and features a white finish, processed by means of powder coating; the diffuser is made of technical fabric. The ingress protection degree is IP40; the total weight is of 11 kg. The power supply driver is not provided and is to be ordered separately.

The total absorbed power is 78 W.

The device features protection class III and can be ceiling-mounted.

Compliant with the EN 60598-1 standard and its specific provisions.

Energy efficiency class

This product contains a light source of energy efficiency class D.

Illuminotechnical Features

Light Output Ratio (LOR)	59 %
Source lumens	13665 lm
Delivered lumens	8135 lm
Consumption	67 W
Luminaire efficacy	121 lm/W
Colour temperature	3000 K
Standard Deviation of Colour Matching	3 Step MacAdam
Colour rendering index	80 Ra
Standard Operating Ambient Temperature	-20 / +50°C

LED Life / Failure Ratio

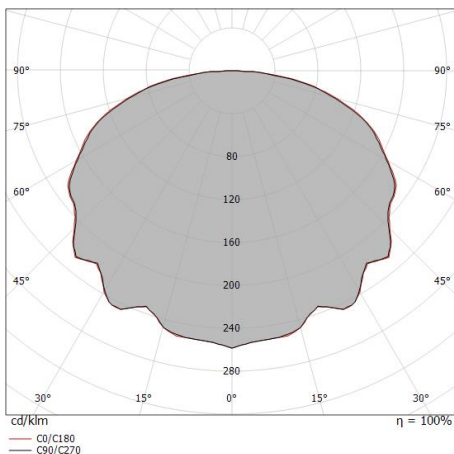
L70 B10 C0 145770h (at Tj 65 Ta 25)

UGR

UGR axial	19.6
UGR transversal	19.7
X=4H Y=8H	S=0.25H
Reflection factor	70/50/20

OPTICAL

C0/C180 optics	140°
Light distribution symmetry	Symmetrical



Distance [m]	Cone diameter [m]	illuminance [lx]
0.5	2.72 2.78	E(0°) 8404 E(C90) 173 E(C0) 164
1.0	5.44 5.56	E(0°) 2101 E(C90) 43 E(C0) 41
1.5	8.15 8.33	E(0°) 934 E(C90) 19 E(C0) 18
2.0	10.87 11.11	E(0°) 525 E(C90) 11 E(C0) 10
2.5	13.59 13.89	E(0°) 336 E(C90) 7 E(C0) 7
3.0	16.31 16.67	E(0°) 233 E(C90) 5 E(C0) 5

— C0/C180 (Half-peak divergence: 140.4°)
— C90/C270 (Half-peak divergence: 139.6°)