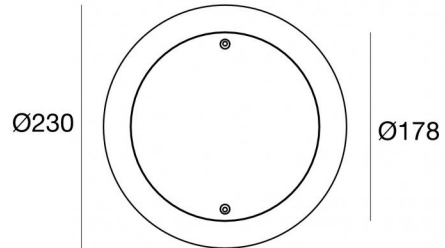
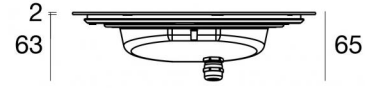


Nautilus_RF



Submerged | 6 x powerLEDs 26 W DC 12 V | CRI 80
84037N00



Technical data	
Type	Frame
Installation position	Wall lights - Floor
Installation environment	Outdoor
Light Source	LED
Circuit structure	powerLEDs
Optics	Diffused
Light emission direction	frontal
Nominal power	26 W DC
Source lumens	3281 lm
Input voltage range	12V
CCT / Tone	4000 K
Colour rendering index	80 Ra
C.C. / C.V.	CV
Safety class	3
IP	IP68
Maximum installation depth	25 m
Installation limitations	Only underwater
IK	IK10
Glow wire test	850°
Direct mounting on normally flammable surfaces	Yes
CE	Yes
Driver included	No
Dimmable article	DALI - 1-10V
Directional	No
Tilting	No
Walk-over	No
Drive-over	No
Cable included	Yes
Cable length	5 m
Resin potting	Yes
Type of light emission	Single emission
Net weight	2.4 Kg
Electrostatic discharge protection	No
Surge protection	No
Product technological characteristics	Acquastop

Finishing casing

Material	AISI 316L steel
Colour	steel





Finishing diffuser

Material	Extra clear glass - Tempered
Colour	transparent
Processing	Silk-screening

Finishing flange

Material	Stainless steel 316
Colour	steel
Processing	electropolishing

Electronics

	83010 On/Off Driver 90~264V AC / 127~370V DC 60 W (1 - 2 art.)
	83015 DALI Controller 90~305V AC / 127~431V DC 120 W (1 - 4 art.)
	83013 On/Off Driver 180~305V AC / 254~431V DC 120 W (1 - 4 art.)
	83012 DALI Controller 90~305V AC / 127~431V DC 60 W (1 - 2 art.)



Submerged | 6 x powerLEDs 26 W DC 12 V | CRI 80 | Base
84037N00

Single emission submerged for outdoor application. The natural white LED light source with a diffused light distribution is composed of 6 powered LEDs with CCT of 4000 K and a CRI 80; the source luminous flux is 3281 lm, with a 126.2 lm/W nominal luminous efficacy.

The device body is made of aisi 316l steel and features a steel finish; the diffuser is made of extra clear glass - tempered with a silk-screening treatment. The ingress protection degree is IP68; the total weight is of 2.4 kg. The power supply driver is not provided and is to be ordered separately.

The total absorbed power is 26 W. The power supply cable is included and features a 5 m length.

The device features protection class III and can be wall lights or floor-mounted with an outer casing, code 83142(for concrete or masonry).

Compliant with the EN 60598-1 standard and its specific provisions.

Energy efficiency class

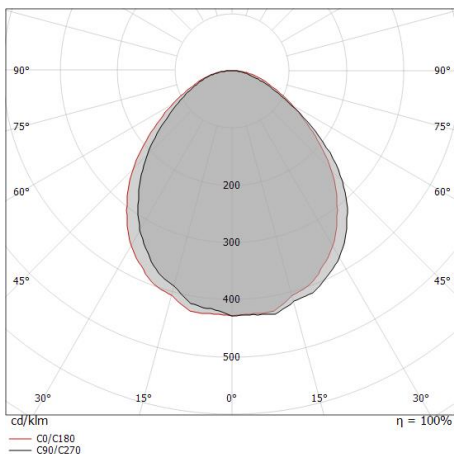
This product contains 2 light sources of energy efficiency class E.

Illuminotechnical Features

Light Output Ratio (LOR)	72 %
Source lumens	3281 lm
Delivered lumens	2373 lm
Consumption	26 W
Luminaire efficacy	91 lm/W
Colour temperature	4000 K
Standard Deviation of Colour Matching	3 Step MacAdam
Colour rendering index	80 Ra
Standard Operating Ambient Temperature	-20 / +50°C
Ordinary temperature on the glass	40°C

LED Life / Failure Ratio

L70 B10 C0 250000h (at Tj 65 Ta 25)



0.5	1.13	E(0°) E(C0)	48.6°	4064 589
1.0	2.27	E(0°) E(C0)	48.6°	1016 147
1.5	3.40	E(0°) E(C0)	48.6°	452 65
2.0	4.54	E(0°) E(C0)	48.6°	254 37
2.5	5.67	E(0°) E(C0)	48.6°	163 24
3.0	6.81	E(0°) E(C0)	48.6°	113 16

Distance [m] Cone diameter [m] Illuminance [lx]

— C0/C180 (Half-peak divergence: 97.2°)



Nautilus_RF | Submerged | Accessories
84037N00



Outer casing - IP68 casing for installation on masonry (tiles or mosaic)
installation position: wall lights; type of installation: masonry L=213mm, H=213mm,
D=110mm.
Material:ABS Plastic, colour:black.

Code

83142