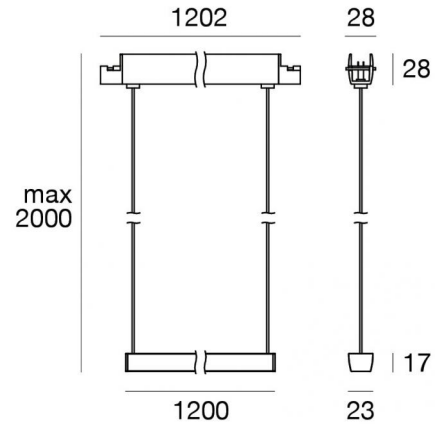


# Ink system\_LP



Systems - Lines | 144 topLED 29 W DC 24 V | CRI 90  
84003W00



Technical data	
Designer	Linea Light
Construction year	2020
Type	Cabled - -
Installation position	Cable
Installation environment	Indoor
Light Source	LED
Circuit structure	topLED
Optics	Diffused
Light emission direction	downward
Nominal power	29 W DC
Source lumens	2744 lm
Input voltage range	24 V
Frequency	50-60 Hz
CCT / Tone	3000 K
Colour rendering index	90 Ra
C.C. / C.V.	CV
Safety class	3
IP	IP40
Glow wire test	850°
Direct mounting on normally flammable surfaces	Yes
CE	Yes
Driver included	No
C.V. - C.C. Converter	Converter 24V included
Dimmable article	P2P
Directional	No
Tilting	No
Walk-over	No
Drive-over	No
Cable included	No
Resin potting	No
Type of light emission	Single emission
Net weight	1.330 Kg
Electrostatic discharge protection	No
Surge protection	No

## Finishing casing

Material	Aluminium
Colour	5G 9005 Black
Processing	Coating




## Finishing diffuser

Material	PC
Colour	opaline

## Finishing mounting frame

Material	Aluminium
Colour	5G 9005 Black
Processing	Coating

## Electronics

	81416 On/Off Driver 220-240V AC 120 W (1 - 4 art.)
	81417 On/Off Driver 220-240V AC 180 W (1 - 6 art.)
	84018 DALI - DALI-2 - P2P Controller 24V DC 150 W (1 - 5 art.)



Systems - Lines | 144 topLED 29 W DC 24 V | CRI 90 | Base  
84003W00

Single emission systems or lines for indoor application. The warm white LED light source with a diffused light distribution is composed of 144 topped LEDs with CCT of 3000 K and a CRI 90; the source luminous flux is 2744 lm, with a 94.6 lm/W nominal luminous efficacy.

The device body is made of aluminium and features a 5g 9005 black finish, processed by means of coating; the diffuser is made of PC; the mounting frame is made of aluminium, with a 5g 9005 black finish, processed by means of coating. The ingress protection degree is IP40; the total weight is of 1.330 kg.

The total absorbed power is 29 W.

The device features protection class III and can be cable-mounted, with a x mm hole (in plasterboard).

Compliant with the EN 60598-1 standard and its specific provisions.

### Energy efficiency class

This product contains 4 light sources of energy efficiency class G.

### Illuminotechnical Features

Light Output Ratio (LOR)	34 %
Source lumens	2744 lm
Delivered lumens	951 lm
Consumption	29 W
Luminaire efficacy	32 lm/W
Colour temperature	3000 K
Standard Deviation of Colour Matching	3 Step MacAdam
Colour rendering index	90 Ra
Junction temperature (lighting fixture)	80

Standard Operating Ambient Temperature -20 / +50°C

### LED Life / Failure Ratio

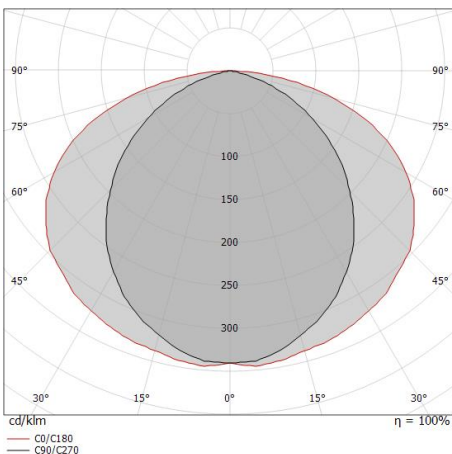
L70 B20 C0 72500h (at Tj 115 Ta 25 )

### UGR

UGR axial	22.2
UGR transversal	28.1
X=4H   Y=8H	S=0.25H
Reflection factor	70/50/20

### OPTICAL

C90/C270 optics	100°
C0/C180 optics	139°
Light distribution simmetry	Symmetrical 2 assis



Distance [m]	Cone diameter [m]	illuminance [lx]
0.5	1.19 2.70	E(0°) 1293 E(C90) 172 E(C0) 27
1.0	2.38 5.41	E(0°) 323 E(C90) 43 E(C0) 7
1.5	3.58 8.11	E(0°) 144 E(C90) 19 E(C0) 3
2.0	4.77 10.81	E(0°) 81 E(C90) 11 E(C0) 2
2.5	5.96 13.52	E(0°) 52 E(C90) 7 E(C0) 1
3.0	7.15 16.22	E(0°) 36 E(C90) 5 E(C0) 1

Distance [m] Cone diameter [m] illuminance [lx]

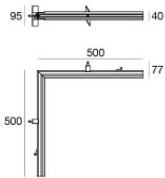
— C0/C180 (Half-peak divergence: 139.4°)  
— C90/C270 (Half-peak divergence: 100.0°)



		<p><b>Cable</b> Type of cable power cable; Length 5000 mm; insulation double; section 1.5 mm<sup>2</sup>; cable gland: no; colors: black - red.</p>	<p><b>Code</b> <u>81410</u></p>
		<p><b>Cable</b> Type of cable power cable; Length 10000 mm; insulation double; section 1.5 mm<sup>2</sup>; cable gland: no; colors: black - red.</p>	<p><b>Code</b> <u>81411</u></p>
		<p><b>Tool</b></p>	<p><b>Code</b> <u>81427</u></p>
		<p><b>Cable</b> Type of cable power cable; Length 1000 mm; insulation double; section 1.5 mm<sup>2</sup>; cable gland: no; colors: black - red.</p>	<p><b>Code</b> <u>84016</u></p>
		<p><b>Profile - L. 1000mm</b> Material:Aluminium, processing:Coating.</p>	<p><b>Code</b> <u>84012</u></p>
		<p><b>Profile - L. 2000mm</b> Material:Aluminium, processing:Coating.</p>	<p><b>Code</b> <u>84013</u></p>
		<p><b>Profile - L. 3000mm</b> Material:Aluminium, processing:Coating.</p>	<p><b>Code</b> <u>84014</u></p>
		<p><b>Profile - Recessed corner</b> Material:Aluminium, processing:Coating.</p>	<p><b>Code</b> <u>84015</u></p>

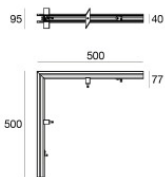


Ink system\_LP | Lines | Accessories  
**84003W00**



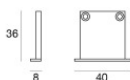
Profile - Recessed corner - IN  
Material:Aluminium, processing:Coating.

**Code**  
84073



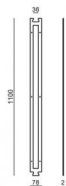
Profile - Recessed corner - OUT  
Material:Aluminium, processing:Coating.

**Code**  
84074



Closing cap - 2X  
Material:PC, colour:black.

**Code**  
83153



Template

**Code**  
83186