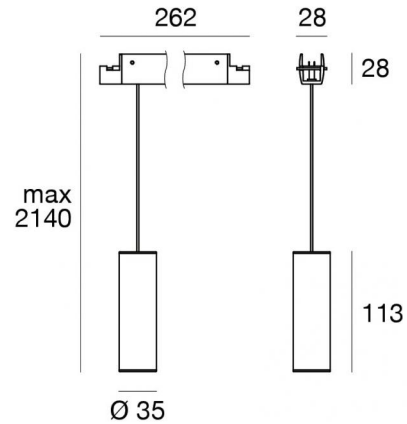




Systems - Lines | 1 x powerLED 6 W DC 24 V
CRI 90

84001W45



Technical data	
Designer	Linea Light
Construction year	2020
Type	Cabled - -
Installation position	Cable
Installation environment	Indoor
Light Source	LED
Circuit structure	powerLED
Optics	Medium Wide Flood
Light emission direction	downward
Nominal power	6 W DC
Source lumens	709 lm
Input voltage range	24 V
Frequency	50-60 Hz
CCT / Tone	3000 K
Colour rendering index	90 Ra
C.C. / C.V.	CV
Safety class	3
IP	IP40
Glow wire test	650°
Direct mounting on normally flammable surfaces	Yes
CE	Yes
Driver included	No
C.V. - C.C. Converter	Converter 24V included
Dimmable article	P2P
Directional	No
Tilting	No
Walk-over	No
Drive-over	No
Cable included	No
Resin potting	No
Type of light emission	Single emission
Net weight	0.390 Kg
Electrostatic discharge protection	No
Surge protection	No
Optics technology	Honey comb

Finishing casing

Material	Aluminium
Colour	5G 9005 Black
Processing	Coating




Finishing diffuser

Material	PMMA
Colour	transparent

Finishing mounting frame

Material	Aluminium
Colour	5G 9005 Black
Processing	Coating

Electronics

	81416 On/Off Driver 220-240V AC 120 W (1 - 20 art.)
	81417 On/Off Driver 220-240V AC 180 W (1 - 30 art.)
	84018 DALI - DALI-2 - P2P Controller 24V DC 150 W (1 - 25 art.)



Systems - Lines | 1 x powerLED 6 W DC 24 V | CRI 90 | Base
84001W45

Single emission systems or lines for indoor application. The warm white LED light source with a medium wide flood light distribution is composed of 1 powered LEDs with CCT of 3000 K and a CRI 90; the source luminous flux is 709 lm, with a 118.2 lm/W nominal luminous efficacy.

The device body is made of aluminium and features a 5g 9005 black finish, processed by means of coating; the diffuser is made of pmma; the mounting frame is made of aluminium, with a 5g 9005 black finish, processed by means of coating. The ingress protection degree is IP40; the total weight is of 0.390 kg.

The total absorbed power is 6 W.

The device features protection class III and can be cable-mounted.

Compliant with the EN 60598-1 standard and its specific provisions.

Energy efficiency class

This product contains a light source of energy efficiency class F.

Illuminotechnical Features

Light Output Ratio (LOR)	66 %
Source lumens	709 lm
Delivered lumens	468 lm
Consumption	6 W
Luminaire efficacy	78 lm/W
Colour temperature	3000 K
Standard Deviation of Colour Matching	3 Step MacAdam
Colour rendering index	90 Ra
Junction temperature (lighting fixture)	80

Standard Operating Ambient Temperature -20 / +50°C

LED Life / Failure Ratio

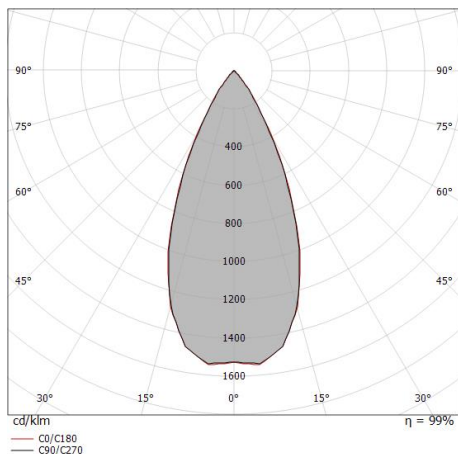
L80 B20 C0 80000h (at Tj 85 Ta 25)

UGR

UGR axial	22.1
UGR transversal	22.2
X=4H Y=8H	S=0.25H
Reflection factor	70/50/20

OPTICAL

C0/C180 optics	47°
Light distribution simmetry	Symmetrical



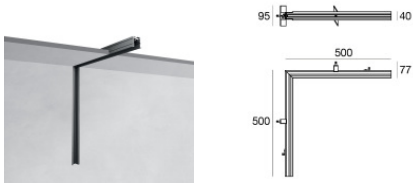
Distance [m]	Cone diameter [m]	illuminance [lx]
0.5	0.43	E(0°) 2859 E(C90) 1117 E(C0) 1125
1.0	0.87	E(0°) 715 E(C90) 279 E(C0) 281
1.5	1.30	E(0°) 318 E(C90) 124 E(C0) 125
2.0	1.73	E(0°) 179 E(C90) 70 E(C0) 70
2.5	2.16	E(0°) 114 E(C90) 45 E(C0) 45
3.0	2.60	E(0°) 79 E(C90) 31 E(C0) 31

— C0/C180 (Half-peak divergence: 47.0°)
— C90/C270 (Half-peak divergence: 46.8°)



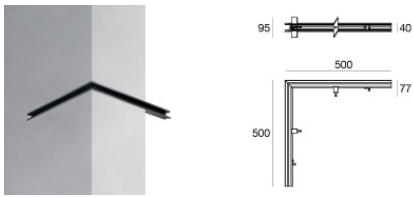
Ink system_P | Lines | Accessories
84001W45

		<p>Cable Type of cable power cable; Length 5000 mm; insulation double; section 1.5 mm²; cable gland: no; colors: black - red.</p>	<p>Code <u>81410</u></p>
		<p>Cable Type of cable power cable; Length 10000 mm; insulation double; section 1.5 mm²; cable gland: no; colors: black - red.</p>	<p>Code <u>81411</u></p>
		<p>Cable Type of cable power cable; Length 1000 mm; insulation double; section 1.5 mm²; cable gland: no; colors: black - red.</p>	<p>Code <u>84016</u></p>
		<p>Tool</p>	<p>Code <u>81427</u></p>
		<p>Profile - Recessed corner Material:Aluminium, processing:Coating.</p>	<p>Code <u>84015</u></p>
		<p>Profile - L. 1000mm Material:Aluminium, processing:Coating.</p>	<p>Code <u>84012</u></p>
		<p>Profile - L. 2000mm Material:Aluminium, processing:Coating.</p>	<p>Code <u>84013</u></p>
		<p>Profile - L. 3000mm Material:Aluminium, processing:Coating.</p>	<p>Code <u>84014</u></p>



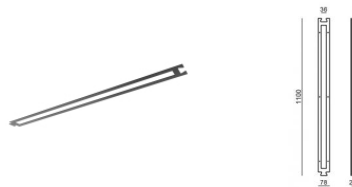
Profile - Recessed corner - IN
Material:Aluminium, processing:Coating.

Code
84073



Profile - Recessed corner - OUT
Material:Aluminium, processing:Coating.

Code
84074



Template

Code
83186



Closing cap - 2X
Material:PC, colour:black.

Code
83153