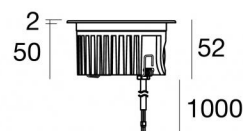


Uplights | 4 x powerLED 8 W DC 630 mA | CRI 80
83644M18



Technical data	
Type	Walk Over - -
Installation position	Floor
Installation environment	Outdoor
Light Source	LED
Circuit structure	powerLED
Optics	Elliptic Narrow Spot (Wall Grazing)
Light emission direction	upward
Nominal power	8 W DC
Source lumens	854 lm
Input voltage range	630mA
CCT / Tone	2700 K
Colour rendering index	80 Ra
C.C. / C.V.	CC
Safety class	3
IP	IP68
Installation limitations	Not for underwater use
IK	IK10
Glow wire test	850°
Direct mounting on normally flammable surfaces	Yes
CE	Yes
Driver included	No
Dimmable article	DALI - 1-10V
Directional	No
Tilting	No
Walk-over	Yes
Drive-over	No
Cable included	Yes
Cable length	1 m
Resin potting	Yes
Type of light emission	Single emission
Net weight	0.5 Kg
Electrostatic discharge protection	No
Surge protection	No
Product technological characteristics	Acquastop

Finishing casing

Material	Die-cast Aluminium EN AB - 46100
Colour	black
Processing	Open pore anodizing + Powder Coating

Finishing diffuser

Material	Extra clear glass - Tempered
Colour	transparent
Processing	Silk-screening

Finishing flange

Material	AISI 316L steel
Colour	steel
Processing	Brushing

Electronics



99186
On/Off Driver 198-264V AC (1 - 3 art.)



C-E200008
On/Off Driver 198-264V AC / 180-275V DC (1 art.)

Cables Electrification

Cable connector	No
-----------------	----

Uplights | 4 x powerLED 8 W DC 630 mA | CRI 80 | Base 83644M18

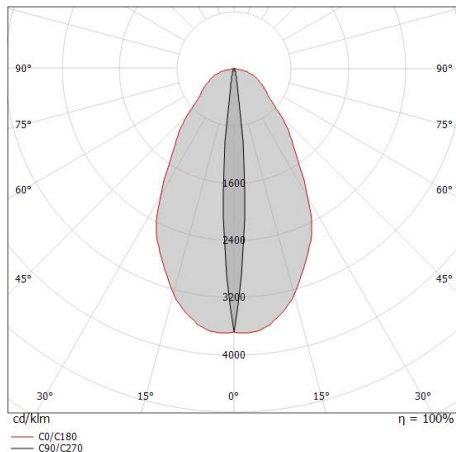
Single emission uplights for outdoor application. The super warm white LED light source with a elliptic narrow spot (wall grazing) light distribution is composed of 4 powerleds LEDs with CCT of 2700 K and a CRI 80; the source luminous flux is 854 lm, with a 106.8 lm/W nominal luminous efficacy.

The device body is made of die-cast aluminium en ab - 46100 and features a black finish, processed by means of open pore anodizing + powder coating; the diffuser is made of extra clear glass - tempered with a silk-screening treatment. The ingress protection degree is IP68; the total weight is of 0.5 kg. The power supply driver is not provided and is to be ordered separately.

The total absorbed power is 8 W. The power supply cable is included and features a 1 m length.

The device features protection class III and can be floor-mounted with an outer casing, code 99651 (for concrete or masonry).

Compliant with the EN 60598-1 standard and its specific provisions.



Distance [m]	Cone diameter [m]	illuminance [lx]
0.5	0.08 0.62	E(0°) 3209 E(C90) 1616 E(C0) 987
1.0	0.16 1.24	E(0°) 802 E(C90) 404 E(C0) 247
1.5	0.24 1.87	E(0°) 357 E(C90) 180 E(C0) 110
2.0	0.32 2.49	E(0°) 201 E(C90) 101 E(C0) 62
2.5	0.40 3.11	E(0°) 128 E(C90) 65 E(C0) 39
3.0	0.48 3.73	E(0°) 89 E(C90) 45 E(C0) 27

— C0/C180 (Half-peak divergence: 63.8°)
- - C90/C270 (Half-peak divergence: 9.2°)

Energy efficiency class

This product contains a light source of energy efficiency class F.

Illuminotechnical Features

Light Output Ratio (LOR)	25 %
Source lumens	854 lm
Delivered lumens	218 lm
Consumption	8 W
Luminaire efficacy	27 lm/W
Colour temperature	2700 K
Standard Deviation of Colour Matching	3 Step MacAdam
Colour rendering index	80 Ra

Standard Operating Ambient Temperature	-20 / +50°C
Ordinary temperature on the glass	40°C

LED Life / Failure Ratio

L70 B10 C0 60500h

UGR

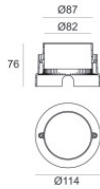
UGR axial	12
UGR transversal	28.8
X=4H Y=8H	S=0.25H
Reflection factor	70/50/20

OPTICAL

C90/C270 optics	9°
C0/C180 optics	64°
Light distribution simmetry	Symmetrical 2 assis



Orma_IB | Effects | Accessories
83644M18



Outer casing

installation position: floor, land; type of installation: masonry L=114mm, H=76mm,
D=114mm.

Material:ABS Plastic, colour:black.

Code

99651