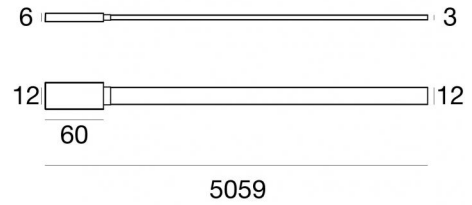




Systems - Lines | 350 topLED 16 W DC 24 V | CRI 90
82948W00



Technical data	
Construction year	2020
Type	Cabled - -
Installation position	Cable
Installation environment	Indoor
Light Source	LED
Circuit structure	topLED
Optics	Diffused
Light emission direction	downward
Nominal power	16 W DC
Source lumens	2020 lm
Input voltage range	24V
Frequency	50-60 Hz
CCT / Tone	3000 K
Colour rendering index	90 Ra
C.C. / C.V.	CV
Safety class	3
IP	IP40
Glow wire test	850°
Direct mounting on normally flammable surfaces	Yes
CE	Yes
Driver included	No
Dimmable article	DALI - 1-10V - PUSH DIM
Directional	No
Tilting	No
Walk-over	No
Drive-over	No
Cable included	No
Resin potting	Yes
Type of light emission	Single emission
Net weight	0.520 Kg
Electrostatic discharge protection	No
Surge protection	No

Finishing casing

Material	PU
Colour	white

Finishing mounting frame

Material	PC
Colour	black RAL 9005
Processing	Coating

Electronics

	81416 On/Off Driver 220~240V AC 120 W (1 - 7 art.)
	81417 On/Off Driver 220~240V AC 180 W (1 - 11 art.)
	83042 1-10V - Push and Simply Dim - DALI-2 Controller (1 - 18 art.)



Systems - Lines | 350 topLED 16 W DC 24 V | CRI 90 | Base
82948W00

Single emission systems or lines for indoor application. The warm white LED light source with a diffused light distribution is composed of 350 topped LEDs with CCT of 3000 K and a CRI 90; the source luminous flux is 2020 lm, with a 126.3 lm/W nominal luminous efficacy.

The device body is made of pu and features a white finish; the mounting frame is made of PC, with a black ral 9005 finish, processed by means of coating. The ingress protection degree is IP40; the total weight is of 0.520 kg. The power supply driver is not provided and is to be ordered separately.

The total absorbed power is 16 W.

The device features protection class III and can be cable-mounted.

Compliant with the EN 60598-1 standard and its specific provisions.

Energy efficiency class

This product contains a light source of energy efficiency class G.

Illuminotechnical Features

Light Output Ratio (LOR)	67 %
Source lumens	2020 lm
Delivered lumens	1354 lm
Consumption	16 W
Luminaire efficacy	84 lm/W
Colour temperature	3000 K
Standard Deviation of Colour Matching	3 Step MacAdam
Colour rendering index	90 Ra
Junction temperature (lighting fixture)	80

Standard Operating Ambient Temperature -20 / +50°C

LED Life / Failure Ratio

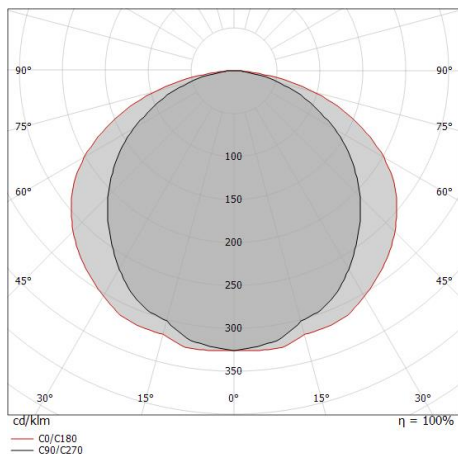
L70 B20 C0 72500h (at Tj 115 Ta 25)

UGR

UGR axial	22.6
UGR transversal	25
X=4H Y=8H	S=0.25H
Reflection factor	70/50/20

OPTICAL

C90/C270 optics	109°
C0/C180 optics	132°
Light distribution simmetry	Symmetrical 2 assis



Distance [m]	Cone diameter [m]	illuminance [lx]
0.5	1.41 2.23	E(0°) 1764 E(C90) 171 E(C0) 61
1.0	2.82 4.45	E(0°) 441 E(C90) 43 E(C0) 15
1.5	4.24 6.68	E(0°) 196 E(C90) 19 E(C0) 7
2.0	5.65 8.90	E(0°) 110 E(C90) 11 E(C0) 4
2.5	7.06 11.13	E(0°) 71 E(C90) 7 E(C0) 2
3.0	8.47 13.35	E(0°) 49 E(C90) 5 E(C0) 2

Distance [m] Cone diameter [m] illuminance [lx]

— C0/C180 (Half-peak divergence: 131.6°)
— C90/C270 (Half-peak divergence: 109.4°)



Ink system_L | Lines | Accessories
82948W00

		<p>Cable cover Material:PC, processing:Coating.</p>	<p>Code <u>81424</u></p>
		<p>Junction Type linear. Material:PC, processing:Coating.</p>	<p>Code <u>81418</u></p>
		<p>Junction - Electrified black L connector Type linear. Material:PC, processing:Coating.</p>	<p>Code <u>81419</u></p>
		<p>Junction Type linear. Material:PC, processing:Coating.</p>	<p>Code <u>81420</u></p>
		<p>Closing cap - Electrified black closing plug Material:PC, processing:Coating.</p>	<p>Code <u>81421</u></p>
		<p>Profile Material:Aluminium, processing:Coating.</p>	<p>Code <u>84010</u></p>
		<p>Profile Material:Aluminium, processing:Coating.</p>	<p>Code <u>84011</u></p>
		<p>Bracket - 2X installation position: wall lights, ceiling. Material:Aluminium, processing:Coating.</p>	<p>Finish Code <u>84017</u></p>

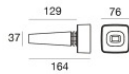


Ink system_L | Lines | Accessories
82948W00



Cable cover - 2X
 Material:Iron, processing:Coating.

Code
81422




Cable cover - 2X
 Material:Rubber, colour:black.

Code
81423



Cables for suspension
 Material:Aluminium, processing:Coating.

Code
81425



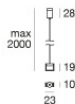
Template

Code
83186



Tool


Code
81427




Cables for suspension
 Material:Aluminium, processing:Coating.

Code
83426

Track
 Length: 1000mm.
 Material:Aluminium, processing:Coating.

Finish
 **Code**
83432

Track
 Length: 2000mm.
 Material:Aluminium, processing:Coating.

Finish
 **Code**
83434



Ink system_L | Lines | Accessories
82948W00

Junction
Material:Aluminium, processing:Coating.

Finish
[Black swatch] **Code**
83436

Junction
Material:Aluminium, processing:Coating.

Finish
[Black swatch] **Code**
83438

Junction
Material:Aluminium, processing:Coating.

Finish
[Black swatch] **Code**
83440

Junction

Code
83442

Cables for suspension
Material:Aluminium, processing:Coating.

Code
83443

Cable
Length 1000 mm; colors: black.

Code
83445

Cable
Length 1000 mm; colors: black.

Code
83446



Profile - Kit 2 x
Material:Aluminium, colour:5G 9005 Black, processing:Coating.

Code
81430



		<p>Profile - Kit 5 x Material:Aluminium, colour:5G 9005 Black, processing:Coating.</p>	<p>Code <u>81426</u></p>
		<p>Cable Type of cable power cable; Length 1000 mm; insulation double; section 1.5 mm²; cable gland: no; colors: black - red.</p>	<p>Code <u>84016</u></p>
		<p>Cable Type of cable power cable; Length 10000 mm; insulation double; section 1.5 mm²; cable gland: no; colors: black - red.</p>	<p>Code <u>81411</u></p>
		<p>Cable Type of cable power cable; Length 5000 mm; insulation double; section 1.5 mm²; cable gland: no; colors: black - red.</p>	<p>Code <u>81410</u></p>