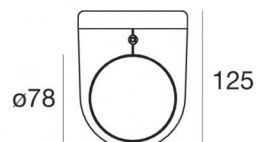
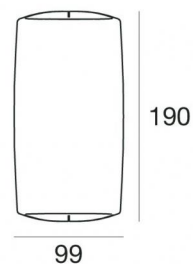


Vedette_R Double emission



Wall Lights | 198-264 V
2 arrayLED 28 W DC - 30 W AC | CRI 90

82821W15



Technical data

Type	Surface
Installation position	Wall lights
Installation environment	Outdoor
Light Source	LED
Circuit structure	arrayLED
Optics	Double Spot
Light emission direction	downward and upward
Nominal power	28 W DC
Total Power	30 W
Source lumens	3500 lm
Nominal input voltage	220 - 240 V AC
Input voltage range	198 - 264 V AC
Frequency	50 - 60 Hz
CCT / Tone	3000 K
Colour rendering index	90 Ra
C.C. / C.V.	AC
Safety class	1
IP	IP65
IK	IK06
Glow wire test	850°
Direct mounting on normally flammable surfaces	Yes
CE	Yes
Driver included	Driver
Dimmable article	No
Directional	No
Tilting	No
Walk-over	No
Drive-over	No
Cable included	Yes
Cable length	1 m
Resin potting	No
Type of light emission	Double emission
Net weight	1.75 Kg
Electrostatic discharge protection	Yes
Surge protection	1 KV
Product technological characteristics	Acquastop - TVS

Finishing casing

Material	Die-cast Aluminium EN AB - 46100
Colour	Dark brown
Processing	Open pore anodizing + Powder Coating

Cables Electrification

Cable connector	No
-----------------	----



Wall Lights | 198-264 V | 2 arrayLED 28 W DC - 30 W AC | CRI 90 | Base
82821W15

Double emission wall lights for outdoor application. The warm white LED light source with a double spot light distribution is composed of 2 arrayed LEDs with CCT of 3000 K and a CRI 90; the source luminous flux is 3500 lm, with a 125.0 lm/W nominal luminous efficacy.

The device body is made of die-cast aluminium en ab - 46100 and features a dark brown finish, processed by means of open pore anodizing + powder coating. The ingress protection degree is IP65; the total weight is of 1.75 kg.

The total absorbed power is 30 W. The power supply cable is included and features a 1 m length.

The device features protection class I and can be wall lights-mounted.

Compliant with the EN 60598-1 standard and its specific provisions.

Energy efficiency class

This product contains 2 light sources of energy efficiency class E.

Illuminotechnical Features

Light Output Ratio (LOR)	72 %
Source lumens	3500 lm
Delivered lumens	2546 lm
Consumption	30 W
Luminaire efficacy	84 lm/W
Colour temperature	3000 K
Standard Deviation of Colour Matching	2 Step MacAdam
Colour rendering index	90 Ra

Standard Operating Ambient Temperature	-20 / +50°C
Ordinary temperature on the glass	40°C

LED Life / Failure Ratio

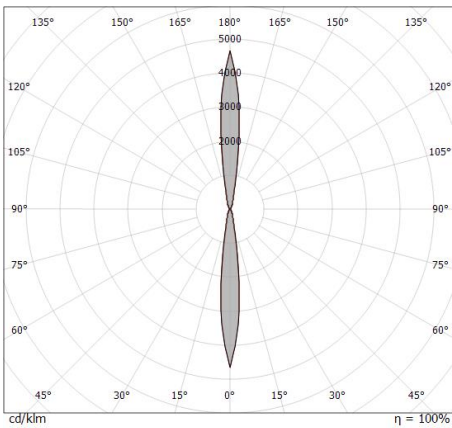
L70 B10 C0 252000h (at Tj 65 Ta 25)

UGR

UGR axial	16.6
UGR transversal	16.5
X=4H Y=8H	S=0.25H
Reflection factor	70/50/20

OPTICAL

C0/C180 optics	13°
Light distribution simmetry	Symmetrical



Distance [m]	Cone diameter [m]	illuminance [lx]
0.5	0.12 0.11	E(0°) 47406 E(C90) 6.7° 23285 E(C0) 6.5° 23326
1.0	0.23 0.23	E(0°) 11852 E(C90) 6.7° 5821 E(C0) 6.5° 5832
1.5	0.35 0.34	E(0°) 5267 E(C90) 6.7° 2587 E(C0) 6.5° 2592
2.0	0.47 0.46	E(0°) 2963 E(C90) 6.7° 1455 E(C0) 6.5° 1458
2.5	0.59 0.57	E(0°) 1896 E(C90) 6.7° 931 E(C0) 6.5° 933
3.0	0.70 0.68	E(0°) 1317 E(C90) 6.7° 647 E(C0) 6.5° 648

Distance [m] Cone diameter [m] illuminance [lx]

— C0/C180 (Half-peak divergence: 13.0°)
— C90/C270 (Half-peak divergence: 13.4°)