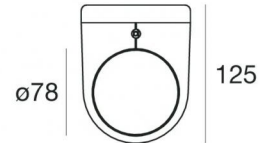
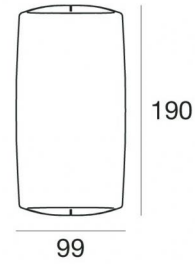


# Vedette\_R Double emission



Wall Lights | 198-264 V  
2 arrayLED 28 W DC - 30 W AC | CRI 80  
**82818W00**



Technical data	
Type	Surface
Installation position	Wall lights
Installation environment	Outdoor
Light Source	LED
Circuit structure	arrayLED
Optics	Double Diffused
Light emission direction	downward and upward
Nominal power	28 W DC
Total Power	30 W
Source lumens	3500 lm
Nominal input voltage	220 - 240 V AC
Input voltage range	198 - 264 V AC
Frequency	50 - 60 Hz
CCT / Tone	3000 K
Colour rendering index	80 Ra
C.C. / C.V.	AC
Safety class	1
IP	IP65
IK	IK06
Glow wire test	850°
Direct mounting on normally flammable surfaces	Yes
CE	Yes
Driver included	Driver
Dimmable article	No
Directional	No
Tilting	No
Walk-over	No
Drive-over	No
Cable included	Yes
Cable length	1 m
Resin potting	No
Type of light emission	Double emission
Net weight	1.75 Kg
Electrostatic discharge protection	Yes
Surge protection	1 KV
Product technological characteristics	Acquastop - TVS

Finishing casing	
Material	Die-cast Aluminium EN AB - 46100
Colour	White
Processing	Open pore anodizing + Powder Coating

# Vedette\_R Double emission



Wall Lights | 198-264 V | 2 arrayLED 28 W DC - 30 W AC | CRI 80 | Base 82818W00

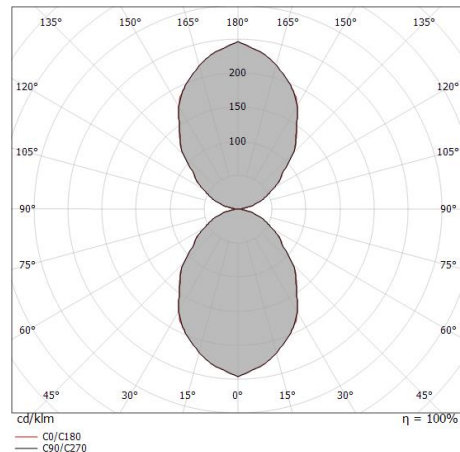
Double emission wall lights for outdoor application. The warm white LED light source with a double diffused light distribution is composed of 2 arrayed LEDs with CCT of 3000 K and a CRI 80; the source luminous flux is 3500 lm, with a 125.0 lm/W nominal luminous efficacy.

The device body is made of die-cast aluminium en ab - 46100 and features a white finish, processed by means of open pore anodizing + powder coating. The ingress protection degree is IP65; the total weight is of 1.75 kg.

The total absorbed power is 30 W. The power supply cable is included and features a 1 m length.

The device features protection class I and can be wall lights-mounted.

Compliant with the EN 60598-1 standard and its specific provisions.



Distance [m]	Cone diameter [m]	illuminance [lx]
0.5	0.92 0.93	E(0°) 916 E(C90) 182 E(C0) 181
1.0	1.85 1.85	E(0°) 229 E(C90) 46 E(C0) 45
1.5	2.77 2.78	E(0°) 102 E(C90) 26 E(C0) 20
2.0	3.69 3.70	E(0°) 57 E(C90) 11 E(C0) 11
2.5	4.61 4.63	E(0°) 37 E(C90) 7 E(C0) 7
3.0	5.54 5.56	E(0°) 25 E(C90) 5 E(C0) 5

— C0/C180 (Half-peak divergence: 85.6°)  
— C90/C270 (Half-peak divergence: 85.4°)

## Energy efficiency class

This product contains 2 light sources of energy efficiency class E.

## Illuminotechnical Features

Light Output Ratio (LOR)	26 %
Source lumens	3500 lm
Delivered lumens	930 lm
Consumption	30 W
Luminaire efficacy	31 lm/W
Colour temperature	3000 K
Standard Deviation of Colour Matching	2 Step MacAdam
Colour rendering index	80 Ra
Standard Operating Ambient Temperature	-20 / +50°C
Ordinary temperature on the glass	40°C

## LED Life / Failure Ratio

L70 B10 C0 252000h (at Tj 65 Ta 25)

## UGR

UGR axial	26.3
UGR transversal	26.5
X=4H   Y=8H	S=0.25H
Reflection factor	70/50/20

## OPTICAL

C0/C180 optics	85°
Light distribution simmetry	Symmetrical