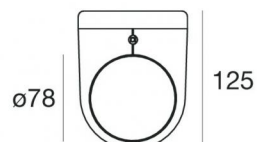
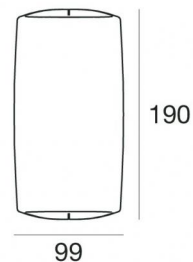


Vedette_R Single emission



Wall Lights | 198-264 V
1 arrayLED 14 W DC - 15.5 W AC | CRI 80

82814N00



Technical data	
Type	Surface
Installation position	Wall lights
Installation environment	Outdoor
Light Source	LED
Circuit structure	arrayLED
Optics	Diffused
Light emission direction	downward
Nominal power	14 W DC
Total Power	15.5 W
Source lumens	1794 lm
Nominal input voltage	220 - 240 V AC
Input voltage range	198 - 264 V AC
Frequency	50 - 60 Hz
CCT / Tone	4000 K
Colour rendering index	80 Ra
C.C. / C.V.	AC
Safety class	1
IP	IP66
IK	IK06
Glow wire test	850°
Direct mounting on normally flammable surfaces	Yes
CE	Yes
Driver included	Driver
Dimmable article	No
Directional	No
Tilting	No
Walk-over	No
Drive-over	No
Cable included	Yes
Cable length	1 m
Resin potting	Yes
Type of light emission	Single emission
Net weight	1.75 Kg
Electrostatic discharge protection	Yes
Surge protection	1 KV
Product technological characteristics	Acquastop - TVS

Finishing casing

Material	Die-cast Aluminium EN AB - 46100
Colour	Black
Processing	Open pore anodizing + Powder Coating

Finishing diffuser

Material	Extra clear glass - Tempered
Colour	opaline
Processing	Sandblasting

Vedette_R Single emission



Wall Lights | 198-264 V | 1 arrayLED 14 W DC - 15.5 W AC | CRI 80 | Base 82814N00

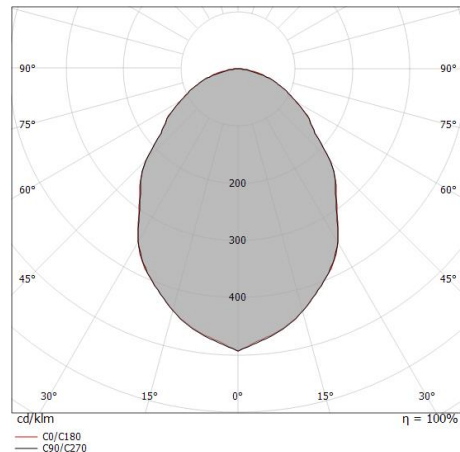
Single emission wall lights for outdoor application. The natural white LED light source with a diffused light distribution is composed of 1 arrayed LEDs with CCT of 4000 K and a CRI 80; the source luminous flux is 1794 lm, with a 128.1 lm/W nominal luminous efficacy.

The device body is made of die-cast aluminium en ab - 46100 and features a black finish, processed by means of open pore anodizing + powder coating; the diffuser is made of extra clear glass - tempered with a sandblasting treatment. The ingress protection degree is IP66; the total weight is of 1.75 kg.

The total absorbed power is 15.5 W. The power supply cable is included and features a 1 m length.

The device features protection class I and can be wall lights-mounted.

Compliant with the EN 60598-1 standard and its specific provisions.



Distance [m]	Cone diameter [m]	illuminance [lx]
0.5	0.92 0.93	E(0°) 968 E(C90) 192 E(C0) 191
1.0	1.85 1.85	E(0°) 242 E(C90) 48 E(C0) 48
1.5	2.77 2.78	E(0°) 108 E(C90) 21 E(C0) 21
2.0	3.69 3.70	E(0°) 60 E(C90) 12 E(C0) 12
2.5	4.61 4.63	E(0°) 39 E(C90) 8 E(C0) 8
3.0	5.54 5.56	E(0°) 27 E(C90) 5 E(C0) 5

Distance [m] Cone diameter [m] illuminance [lx]

— C0/C180 (Half-peak divergence: 85.6°)
— C90/C270 (Half-peak divergence: 85.4°)

Energy efficiency class

This product contains a light source of energy efficiency class E.

Illuminotechnical Features

Light Output Ratio (LOR)	27 %
Source lumens	1794 lm
Delivered lumens	491 lm
Consumption	15.5 W
Luminaire efficacy	31 lm/W
Colour temperature	4000 K
Standard Deviation of Colour Matching	2 Step MacAdam
Colour rendering index	80 Ra
Standard Operating Ambient Temperature	-20 / +50°C
Ordinary temperature on the glass	40°C

LED Life / Failure Ratio

L70 B10 C0 252000h (at Tj 65 Ta 25)

UGR

UGR axial	30.4
UGR transversal	30.6
X=4H Y=8H	S=0.25H
Reflection factor	70/50/20

OPTICAL

C0/C180 optics	85°
Light distribution simmetry	Symmetrical