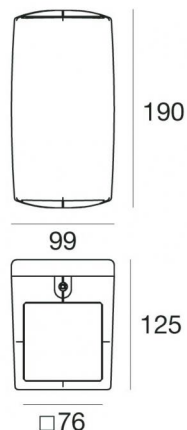
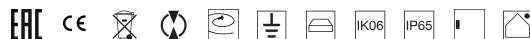


# Vedette\_Q Double emission



Wall Lights | 198-264 V  
2 arrayLED 28 W DC - 30 W AC | CRI 90  
**82808W00**



Technical data	
Type	Surface
Installation position	Wall lights
Installation environment	Outdoor
Light Source	LED
Circuit structure	arrayLED
Optics	Double Diffused
Light emission direction	downward and upward
Nominal power	28 W DC
Total Power	30 W
Source lumens	3500 lm
Nominal input voltage	220 - 240 V AC
Input voltage range	198 - 264 V AC
Frequency	50 - 60 Hz
CCT / Tone	3000 K
Colour rendering index	90 Ra
C.C. / C.V.	AC
Safety class	1
IP	IP65
IK	IK06
Glow wire test	850°
Direct mounting on normally flammable surfaces	Yes
CE	Yes
Driver included	Driver
Dimmable article	No
Directional	No
Tilting	No
Walk-over	No
Drive-over	No
Cable included	Yes
Cable length	1 m
Resin potting	No
Type of light emission	Double emission
Net weight	1.75 Kg
Electrostatic discharge protection	Yes
Surge protection	1 KV
Product technological characteristics	Acquastop - TVS

Finishing casing	
Material	Die-cast Aluminium EN AB - 46100
Colour	White
Processing	Open pore anodizing + Powder Coating
Cables Electrification	
Cable connector	No



Wall Lights | 198-264 V | 2 arrayLED 28 W DC - 30 W AC | CRI 90 | Base  
**82808W00**

Double emission wall lights for outdoor application. The warm white LED light source with a double diffused light distribution is composed of 2 arrayed LEDs with CCT of 3000 K and a CRI 90; the source luminous flux is 3500 lm, with a 125.0 lm/W nominal luminous efficacy.

The device body is made of die-cast aluminium en ab - 46100 and features a white finish, processed by means of open pore anodizing + powder coating. The ingress protection degree is IP65; the total weight is of 1.75 kg.

The total absorbed power is 30 W. The power supply cable is included and features a 1 m length.

The device features protection class I and can be wall lights-mounted.

Compliant with the EN 60598-1 standard and its specific provisions.

### Energy efficiency class

This product contains 2 light sources of energy efficiency class E.

### Illuminotechnical Features

Light Output Ratio (LOR)	26 %
Source lumens	3500 lm
Delivered lumens	930 lm
Consumption	30 W
Luminaire efficacy	31 lm/W
Colour temperature	3000 K
Standard Deviation of Colour Matching	2 Step MacAdam
Colour rendering index	90 Ra

Standard Operating Ambient Temperature	-20 / +50°C
Ordinary temperature on the glass	40°C

### LED Life / Failure Ratio

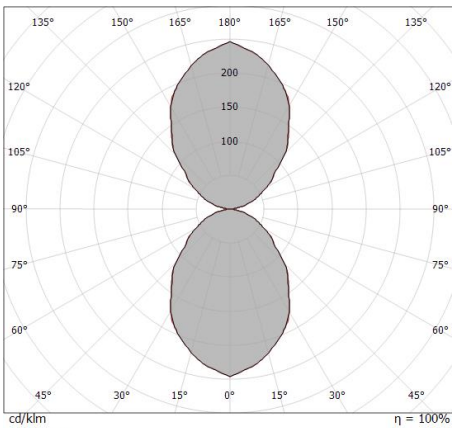
L70 B10 C0 252000h (at Tj 65 Ta 25 )

### UGR

UGR axial	26.3
UGR transversal	26.5
X=4H   Y=8H	S=0.25H
Reflection factor	70/50/20

### OPTICAL

C0/C180 optics	85°
Light distribution simmetry	Symmetrical



Distance [m]	Cone diameter [m]	Illuminance [lx]	E(0°)	E(C90)	E(C0)
0.5	0.92 0.93	916 182 181	42.7°	42.8°	42.8°
1.0	1.85 1.85	229 46 45	42.7°	42.8°	42.8°
1.5	2.77 2.78	102 26 20	42.7°	42.8°	42.8°
2.0	3.69 3.70	57 11 11	42.7°	42.8°	42.8°
2.5	4.61 4.63	37 7 7	42.7°	42.8°	42.8°
3.0	5.54 5.56	25 5 5	42.7°	42.8°	42.8°

Distance [m] Cone diameter [m] Illuminance [lx]

— C0/C180 (Half-peak divergence: 85.6°)  
 — C90/C270 (Half-peak divergence: 85.4°)