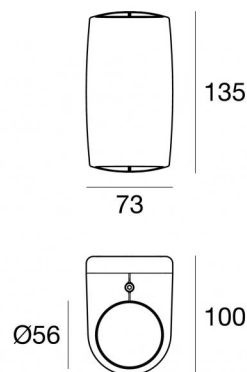
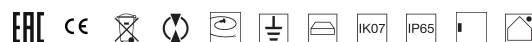


# Vedette\_R Double emission



Wall Lights | 198-264 V  
2 arrayLED 16 W DC - 18 W AC | CRI 80

**82798N30**



Technical data	
Type	Surface
Installation position	Wall lights
Installation environment	Outdoor
Light Source	LED
Circuit structure	arrayLED
Optics	Double Medium Flood
Light emission direction	downward and upward
Nominal power	16 W DC
Total Power	18 W
Source lumens	2228 lm
Nominal input voltage	220 - 240 V AC
Input voltage range	198 - 264 V AC
Frequency	50 - 60 Hz
CCT / Tone	4000 K
Colour rendering index	80 Ra
C.C. / C.V.	AC
Safety class	1
IP	IP65
IK	IK07
Glow wire test	850°
Direct mounting on normally flammable surfaces	Yes
CE	Yes
Driver included	Driver
Dimmable article	No
Directional	No
Tilting	No
Walk-over	No
Drive-over	No
Cable included	Yes
Cable length	1 m
Resin potting	No
Type of light emission	Double emission
Net weight	0.96 Kg
Electrostatic discharge protection	Yes
Surge protection	1 KV
Product technological characteristics	Acquastop

Finishing casing	
Material	Die-cast Aluminium EN AB - 46100
Colour	White
Processing	Open pore anodizing + Powder Coating



Wall Lights | 198-264 V | 2 arrayLED 16 W DC - 18 W AC | CRI 80 | Base 82798N30

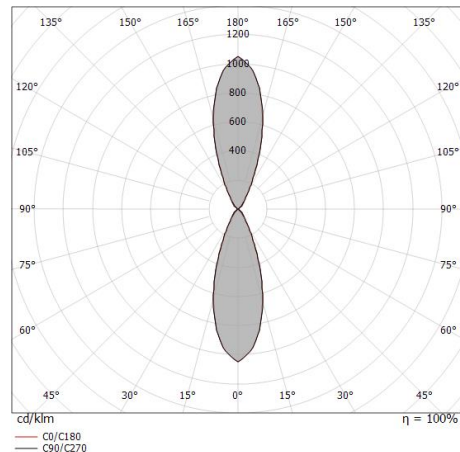
Double emission wall lights for outdoor application. The natural white LED light source with a double medium flood light distribution is composed of 2 arrayed LEDs with CCT of 4000 K and a CRI 80; the source luminous flux is 2228 lm, with a 139.3 lm/W nominal luminous efficacy.

The device body is made of die-cast aluminium en ab - 46100 and features a white finish, processed by means of open pore anodizing + powder coating. The ingress protection degree is IP65; the total weight is of 0.96 kg.

The total absorbed power is 18 W. The power supply cable is included and features a 1 m length.

The device features protection class I and can be wall lights-mounted.

Compliant with the EN 60598-1 standard and its specific provisions.



Distance [m]	Cone diameter [m]	illuminance [lx]
0.5	0.32 0.32	E(0°) 6693 E(C90) 2895 E(C0) 2906
1.0	0.65 0.65	E(0°) 1673 E(C90) 724 E(C0) 727
1.5	0.97 0.97	E(0°) 744 E(C90) 322 E(C0) 323
2.0	1.30 1.29	E(0°) 418 E(C90) 181 E(C0) 182
2.5	1.62 1.61	E(0°) 268 E(C90) 116 E(C0) 116
3.0	1.95 1.94	E(0°) 186 E(C90) 80 E(C0) 81

— C0/C180 (Half-peak divergence: 35.8°)  
— C90/C270 (Half-peak divergence: 36.0°)

## Energy efficiency class

This product contains 2 light sources of energy efficiency class E.

## Illuminotechnical Features

Light Output Ratio (LOR)	71 %
Source lumens	2228 lm
Delivered lumens	1596 lm
Consumption	18 W
Luminaire efficacy	88 lm/W
Colour temperature	4000 K
Standard Deviation of Colour Matching	2 Step MacAdam
Colour rendering index	80 Ra
Standard Operating Ambient Temperature	-20 / +50°C
Ordinary temperature on the glass	40°C

## LED Life / Failure Ratio

L70 B10 C0 252000h (at Tj 65 Ta 25 )

## UGR

UGR axial	19.6
UGR transversal	19.6
X=4H   Y=8H	S=0.25H
Reflection factor	70/50/20

## OPTICAL

C0/C180 optics	36°
Light distribution simmetry	Symmetrical