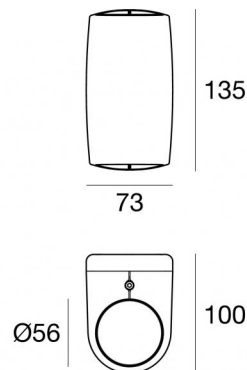
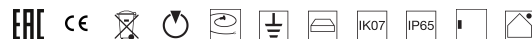


Vedette_R Single emission



Wall Lights | 198-264 V
1 arrayLED 8 W DC - 9 W AC | CRI 80

82796W30



Technical data	
Type	Surface
Installation position	Wall lights
Installation environment	Outdoor
Light Source	LED
Circuit structure	arrayLED
Optics	Medium Flood
Light emission direction	downward
Nominal power	8 W DC
Total Power	9 W
Source lumens	1087 lm
Nominal input voltage	220 - 240 V AC
Input voltage range	198 - 264 V AC
Frequency	50 - 60 Hz
CCT / Tone	3000 K
Colour rendering index	80 Ra
C.C. / C.V.	AC
Safety class	1
IP	IP65
IK	IK07
Glow wire test	850°
Direct mounting on normally flammable surfaces	Yes
CE	Yes
Driver included	Driver
Dimmable article	No
Directional	No
Tilting	No
Walk-over	No
Drive-over	No
Cable included	Yes
Cable length	1 m
Resin potting	No
Type of light emission	Single emission
Net weight	0.96 Kg
Electrostatic discharge protection	Yes
Surge protection	1 KV
Product technological characteristics	Acquastop

Finishing casing	
Material	Die-cast Aluminium EN AB - 46100
Colour	Dark brown
Processing	Open pore anodizing + Powder Coating

Cables Electrification	
Cable connector	No

Vedette_R Single emission



Wall Lights | 198-264 V | 1 arrayLED 8 W DC - 9 W AC | CRI 80 | Base
82796W30

Single emission wall lights for outdoor application. The warm white LED light source with a medium flood light distribution is composed of 1 arrayed LEDs with CCT of 3000 K and a CRI 80; the source luminous flux is 1087 lm, with a 135.9 lm/W nominal luminous efficacy.

The device body is made of die-cast aluminium en ab - 46100 and features a dark brown finish, processed by means of open pore anodizing + powder coating. The ingress protection degree is IP65; the total weight is of 0.96 kg.

The total absorbed power is 9 W. The power supply cable is included and features a 1 m length.

The device features protection class I and can be wall lights-mounted.

Compliant with the EN 60598-1 standard and its specific provisions.

Energy efficiency class

This product contains a light source of energy efficiency class E.

Illuminotechnical Features

Light Output Ratio (LOR)	69 %
Source lumens	1087 lm
Delivered lumens	754 lm
Consumption	9 W
Luminaire efficacy	83 lm/W
Colour temperature	3000 K
Standard Deviation of Colour Matching	2 Step MacAdam
Colour rendering index	80 Ra

Standard Operating Ambient Temperature	-20 / +50°C
Ordinary temperature on the glass	40°C

LED Life / Failure Ratio

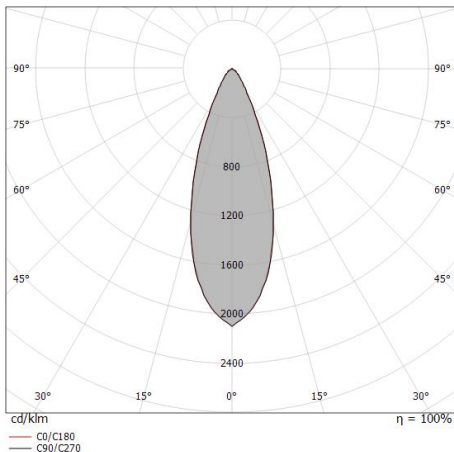
L70 B10 C0 252000h (at Tj 65 Ta 25)

UGR

UGR axial	23.5
UGR transversal	23.5
X=4H Y=8H	S=0.25H
Reflection factor	70/50/20

OPTICAL

C0/C180 optics	36°
Light distribution simmetry	Symmetrical



Distance [m]	Cone diameter [m]	illuminance [lx]
0.5	0.32	E(0°) 6322 E(C90) 2735 E(C0) 2745
1.0	0.65	E(0°) 1581 E(C90) 684 E(C0) 686
1.5	0.97	E(0°) 702 E(C90) 304 E(C0) 305
2.0	1.30	E(0°) 395 E(C90) 171 E(C0) 172
2.5	1.62	E(0°) 253 E(C90) 109 E(C0) 110
3.0	1.95	E(0°) 176 E(C90) 76 E(C0) 76

Distance [m] Cone diameter [m] illuminance [lx]

— C0/C180 (Half-peak divergence: 35.8°)
— C90/C270 (Half-peak divergence: 36.0°)