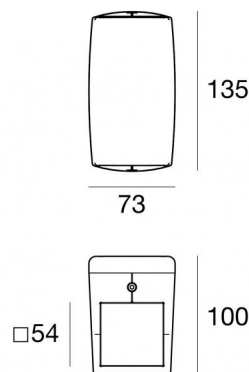
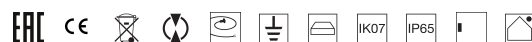


Vedette_Q Double emission



Wall Lights | 198-264 V
2 arrayLED 16 W DC - 18 W AC | CRI 80

82789N60



Technical data

Type	Surface
Installation position	Wall lights
Installation environment	Outdoor
Light Source	LED
Circuit structure	arrayLED
Optics	Double Wide Flood
Light emission direction	downward and upward
Nominal power	16 W DC
Total Power	18 W
Source lumens	2228 lm
Nominal input voltage	220 - 240 V AC
Input voltage range	198 - 264 V AC
Frequency	50 - 60 Hz
CCT / Tone	4000 K
Colour rendering index	80 Ra
C.C. / C.V.	AC
Safety class	1
IP	IP65
IK	IK07
Glow wire test	850°
Direct mounting on normally flammable surfaces	Yes
CE	Yes
Driver included	Driver
Dimmable article	No
Directional	No
Tilting	No
Walk-over	No
Drive-over	No
Cable included	Yes
Cable length	1 m
Resin potting	No
Type of light emission	Double emission
Net weight	0.96 Kg
Electrostatic discharge protection	Yes
Surge protection	1 KV
Product technological characteristics	Acquastop

Finishing casing

Material	Die-cast Aluminium EN AB - 46100
Colour	Black
Processing	Open pore anodizing + Powder Coating



Wall Lights | 198-264 V | 2 arrayLED 16 W DC - 18 W AC | CRI 80 | Base 82789N60

Double emission wall lights for outdoor application. The natural white LED light source with a double wide flood light distribution is composed of 2 arrayed LEDs with CCT of 4000 K and a CRI 80; the source luminous flux is 2228 lm, with a 139.3 lm/W nominal luminous efficacy.

The device body is made of die-cast aluminium en ab - 46100 and features a black finish, processed by means of open pore anodizing + powder coating. The ingress protection degree is IP65; the total weight is of 0.96 kg.

The total absorbed power is 18 W. The power supply cable is included and features a 1 m length.

The device features protection class I and can be wall lights-mounted.

Compliant with the EN 60598-1 standard and its specific provisions.

Energy efficiency class

This product contains 2 light sources of energy efficiency class E.

Illuminotechnical Features

Light Output Ratio (LOR)	67 %
Source lumens	2228 lm
Delivered lumens	1510 lm
Consumption	18 W
Luminaire efficacy	83 lm/W
Colour temperature	4000 K
Standard Deviation of Colour Matching	2 Step MacAdam
Colour rendering index	80 Ra
Standard Operating Ambient Temperature	-20 / +50°C
Ordinary temperature on the glass	40°C

LED Life / Failure Ratio

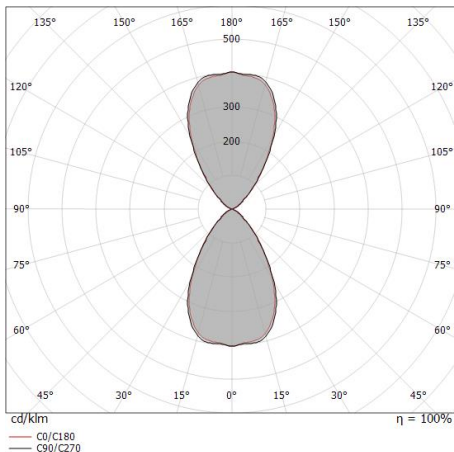
L70 B10 C0 252000h (at Tj 65 Ta 25)

UGR

UGR axial	24
UGR transversal	24.1
X=4H Y=8H	S=0.25H
Reflection factor	70/50/20

OPTICAL

C0/C180 optics	65°
Light distribution simmetry	Symmetrical



Distance [m]	Cone diameter [m]	E(0°)	E(C90)	E(C0)
0.5	0.65 0.64	2441	33.1° 718	32.6° 733
1.0	1.30 1.28	610	33.1° 180	32.6° 183
1.5	1.96 1.92	271	33.1° 80	32.6° 81
2.0	2.61 2.56	153	33.1° 45	32.6° 46
2.5	3.26 3.20	98	33.1° 29	32.6° 29
3.0	3.91 3.84	68	33.1° 20	32.6° 20

Distance [m] Cone diameter [m] Illuminance [lx]

— C0/C180 (Half-peak divergence: 65.2°)
— C90/C270 (Half-peak divergence: 66.2°)