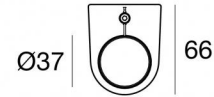
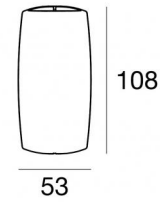


# Vedette\_R Double emission



Wall Lights | 198-264 V AC /186-275 V DC  
2 x powerLED 8 W DC - 9 W AC | CRI 80  
**82780M15**



Technical data	
Type	Surface
Installation position	Wall lights
Installation environment	Outdoor
Light Source	LED
Circuit structure	powerLED
Optics	Double Spot
Light emission direction	downward and upward
Nominal power	8 W DC
Total Power	9 W
Source lumens	980 lm
Nominal input voltage	220 - 240 V AC
Input voltage range	198 - 264 V AC
Frequency	50 - 60 Hz
CCT / Tone	2700 K
Colour rendering index	80 Ra
C.C. / C.V.	AC
Safety class	2
IP	IP66
IK	IK05
Glow wire test	850°
Direct mounting on normally flammable surfaces	Yes
CE	Yes
Driver included	Driver
Dimmable article	No
Directional	No
Tilting	No
Walk-over	No
Drive-over	No
Cable included	Yes
Cable length	1 m
Resin potting	Yes
Type of light emission	Double emission
Net weight	0.31 Kg
Electrostatic discharge protection	Yes
Surge protection	1 KV
Product technological characteristics	Acquastop - TVS

Finishing casing	
Material	Die-cast Aluminium EN AB - 46100
Colour	Grey
Processing	Open pore anodizing + Powder Coating
Finishing diffuser	
Material	Extra clear glass - Tempered
Colour	opaline
Processing	Sandblasting

# Vedette\_R Double emission



Wall Lights | 198-264 V AC /186-275 V DC | 2 x powerLED 8 W DC - 9 W AC | CRI 80 |  
Base  
**82780M15**

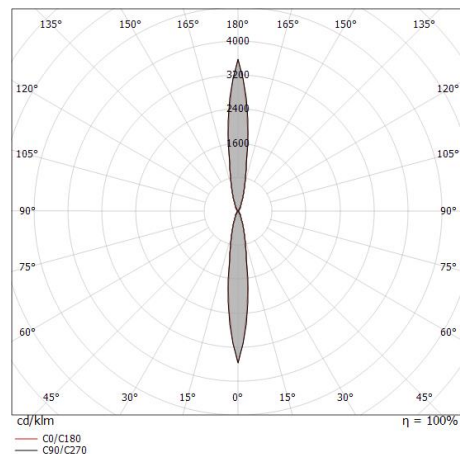
Double emission wall lights for outdoor application. The super warm white LED light source with a double spot light distribution is composed of 2 powered LEDs with CCT of 2700 K and a CRI 80; the source luminous flux is 980 lm, with a 122.5 lm/W nominal luminous efficacy.

The device body is made of die-cast aluminium en ab - 46100 and features a grey finish, processed by means of open pore anodizing + powder coating; the diffuser is made of extra clear glass - tempered with a sandblasting treatment. The ingress protection degree is IP66; the total weight is of 0.31 kg.

The total absorbed power is 9 W. The power supply cable is included and features a 1 m length.

The device features protection class II and can be wall lights-mounted.

Compliant with the EN 60598-1 standard and its specific provisions.



Distance [m]	Cone diameter [m]	illuminance [lx]
0.5	0.18 0.18	E(0°) 10062 E(C90) 7.3° 4952 E(C0) 7.2° 4916
1.0	0.26 0.25	E(0°) 2516 E(C90) 7.3° 1238 E(C0) 7.2° 1229
1.5	0.38 0.38	E(0°) 1118 E(C90) 7.3° 550 E(C0) 7.2° 546
2.0	0.51 0.51	E(0°) 629 E(C90) 7.3° 309 E(C0) 7.2° 307
2.5	0.64 0.63	E(0°) 402 E(C90) 7.3° 198 E(C0) 7.2° 197
3.0	0.77 0.76	E(0°) 280 E(C90) 7.3° 138 E(C0) 7.2° 137

— C0/C180 (Half-peak divergence: 14.4°)  
— C90/C270 (Half-peak divergence: 14.6°)

## Energy efficiency class

This product contains 2 light sources of energy efficiency class E.

## Illuminotechnical Features

Light Output Ratio (LOR)	71 %
Source lumens	980 lm
Delivered lumens	705 lm
Consumption	9 W
Luminaire efficacy	78 lm/W
Colour temperature	2700 K
Standard Deviation of Colour Matching	3 Step MacAdam
Colour rendering index	80 Ra
Black Body Locus	On
Standard Operating Ambient Temperature	-20 / +50°C
Ordinary temperature on the glass	40°C

## LED Life / Failure Ratio

L70 B10 C0 247450h (at Tj 60 Ta 25 )

## UGR

UGR axial	17.3
UGR transversal	17.4
X=4H   Y=8H	S=0.25H
Reflection factor	70/50/20

## OPTICAL

C0/C180 optics	14°
Light distribution simmetry	Symmetrical

