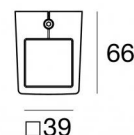
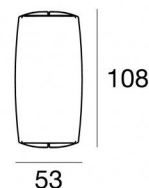


Vedette_Q Double emission



Wall Lights | 198-264 V AC /186-275 V DC
2 x powerLED 8 W DC - 9 W AC | CRI 80

82769M30



Technical data	
Type	Surface
Installation position	Wall lights
Installation environment	Outdoor
Light Source	LED
Circuit structure	powerLED
Optics	Double Medium Flood
Light emission direction	downward and upward
Nominal power	8 W DC
Total Power	9 W
Source lumens	980 lm
Nominal input voltage	220 - 240 V AC
Input voltage range	198 - 264 V AC
Frequency	50 - 60 Hz
CCT / Tone	2700 K
Colour rendering index	80 Ra
C.C. / C.V.	AC
Safety class	2
IP	IP66
IK	IK05
Glow wire test	850°
Direct mounting on normally flammable surfaces	Yes
CE	Yes
Driver included	Driver
Dimmable article	No
Directional	No
Tilting	No
Walk-over	No
Drive-over	No
Cable included	Yes
Cable length	1 m
Resin potting	Yes
Type of light emission	Double emission
Net weight	0.31 Kg
Electrostatic discharge protection	Yes
Surge protection	1 KV
Product technological characteristics	Acquastop - TVS

Finishing casing	
Material	Die-cast Aluminium EN AB - 46100
Colour	Black
Processing	Open pore anodizing + Powder Coating
Finishing diffuser	
Material	Extra clear glass - Tempered
Colour	opaline
Processing	Sandblasting

Vedette_Q Double emission



Wall Lights | 198-264 V AC /186-275 V DC | 2 x powerLED 8 W DC - 9 W AC | CRI 80 |
 Base
82769M30

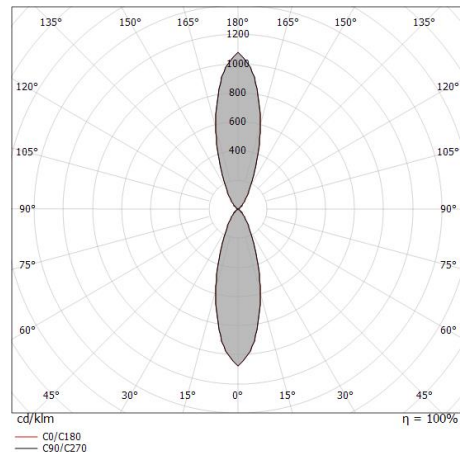
Double emission wall lights for outdoor application. The super warm white LED light source with a double medium flood light distribution is composed of 2 powered LEDs with CCT of 2700 K and a CRI 80; the source luminous flux is 980 lm, with a 122.5 lm/W nominal luminous efficacy.

The device body is made of die-cast aluminium en ab - 46100 and features a black finish, processed by means of open pore anodizing + powder coating; the diffuser is made of extra clear glass - tempered with a sandblasting treatment. The ingress protection degree is IP66; the total weight is of 0.31 kg.

The total absorbed power is 9 W. The power supply cable is included and features a 1 m length.

The device features protection class II and can be wall lights-mounted.

Compliant with the EN 60598-1 standard and its specific provisions.



Distance [m]	Cone diameter [m]	illuminance [lx]
0.5	0.29 0.29	E(0°) 2573 E(C90) 16.1° 1148 E(C0) 16.2° 1139
1.0	0.58 0.58	E(0°) 643 E(C90) 16.1° 287 E(C0) 16.2° 285
1.5	0.87 0.87	E(0°) 286 E(C90) 16.1° 128 E(C0) 16.2° 127
2.0	1.15 1.16	E(0°) 161 E(C90) 16.1° 72 E(C0) 16.2° 71
2.5	1.44 1.45	E(0°) 103 E(C90) 16.1° 46 E(C0) 16.2° 46
3.0	1.73 1.74	E(0°) 71 E(C90) 16.1° 32 E(C0) 16.2° 32

— C0/C180 (Half-peak divergence: 32.4°)
 — C90/C270 (Half-peak divergence: 32.2°)

Energy efficiency class

This product contains 2 light sources of energy efficiency class E.

Illuminotechnical Features

Light Output Ratio (LOR)	60 %
Source lumens	980 lm
Delivered lumens	597 lm
Consumption	9 W
Luminaire efficacy	66 lm/W
Colour temperature	2700 K
Standard Deviation of Colour Matching	3 Step MacAdam
Colour rendering index	80 Ra
Black Body Locus	On
Standard Operating Ambient Temperature	-20 / +50°C
Ordinary temperature on the glass	40°C

LED Life / Failure Ratio

L70 B10 C0 247450h (at Tj 60 Ta 25)

UGR

UGR axial	20.3
UGR transversal	20.5
X=4H Y=8H	S=0.25H
Reflection factor	70/50/20

OPTICAL

C0/C180 optics	32°
Light distribution simmetry	Symmetrical

