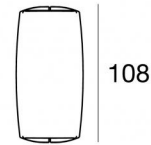


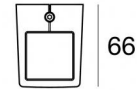
Vedette_Q Single emission



Wall Lights | 198-264 V AC /186-275 V DC
1 x powerLED 4 W DC - 4.5 W AC | CRI 80
82766W45



53



□39

Technical data	
Type	Surface
Installation position	Wall lights
Installation environment	Outdoor
Light Source	LED
Circuit structure	powerLED
Optics	Medium Wide Flood
Light emission direction	downward
Nominal power	4 W DC
Total Power	4.5 W
Source lumens	490 lm
Nominal input voltage	220 - 240 V AC
Input voltage range	198 - 264 V AC
Frequency	50 - 60 Hz
CCT / Tone	3000 K
Colour rendering index	80 Ra
C.C. / C.V.	AC
Safety class	2
IP	IP66
IK	IK05
Glow wire test	850°
Direct mounting on normally flammable surfaces	Yes
CE	Yes
Driver included	Driver
Dimmable article	No
Directional	No
Tilting	No
Walk-over	No
Drive-over	No
Cable included	Yes
Cable length	1 m
Resin potting	Yes
Type of light emission	Single emission
Net weight	0.31 Kg
Electrostatic discharge protection	Yes
Surge protection	1 KV
Product technological characteristics	Acquastop - TVS

Finishing casing

Material	Die-cast Aluminium EN AB - 46100
Colour	Dark brown
Processing	Open pore anodizing + Powder Coating

Finishing diffuser

Material	Extra clear glass - Tempered
Colour	opaline
Processing	Sandblasting



Wall Lights | 198-264 V AC /186-275 V DC | 1 x powerLED 4 W DC - 4.5 W AC | CRI 80 |
 Base
82766W45

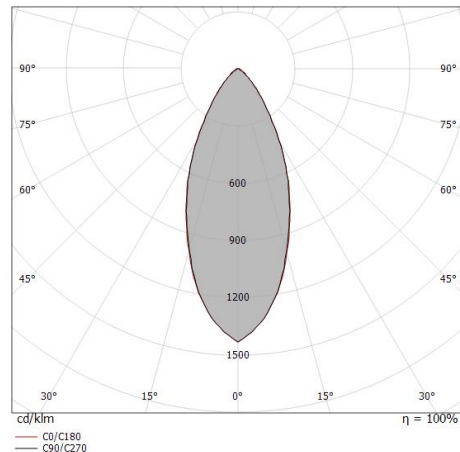
Single emission wall lights for outdoor application. The warm white LED light source with a medium wide flood light distribution is composed of 1 powered LEDs with CCT of 3000 K and a CRI 80; the source luminous flux is 490 lm, with a 122.5 lm/W nominal luminous efficacy.

The device body is made of die-cast aluminium en ab - 46100 and features a dark brown finish, processed by means of open pore anodizing + powder coating; the diffuser is made of extra clear glass - tempered with a sandblasting treatment. The ingress protection degree is IP66; the total weight is of 0.31 kg.

The total absorbed power is 4.5 W. The power supply cable is included and features a 1 m length.

The device features protection class II and can be wall lights-mounted.

Compliant with the EN 60598-1 standard and its specific provisions.



Distance [m]	Cone diameter [m]	illuminance [lx]
0.5	0.40 0.41	E(0°) 1907 E(C90) 761 E(C0) 759
1.0	0.81 0.81	E(0°) 477 E(C90) 190 E(C0) 190
1.5	1.21 1.22	E(0°) 212 E(C90) 85 E(C0) 84
2.0	1.62 1.62	E(0°) 119 E(C90) 48 E(C0) 47
2.5	2.02 2.03	E(0°) 76 E(C90) 30 E(C0) 30
3.0	2.42 2.44	E(0°) 53 E(C90) 21 E(C0) 21

— C0/C180 (Half-peak divergence: 44.2°)
 — C90/C270 (Half-peak divergence: 44.0°)

Energy efficiency class

This product contains a light source of energy efficiency class E.

Illuminotechnical Features

Light Output Ratio (LOR)	67 %
Source lumens	490 lm
Delivered lumens	333 lm
Consumption	4.5 W
Luminaire efficacy	74 lm/W
Colour temperature	3000 K
Standard Deviation of Colour Matching	3 Step MacAdam
Colour rendering index	80 Ra
Standard Operating Ambient Temperature	-20 / +50°C
Ordinary temperature on the glass	40°C

LED Life / Failure Ratio

L70 B10 C0 247450h (at Tj 60 Ta 25)

UGR

UGR axial	25.3
UGR transversal	25.4
X=4H Y=8H	S=0.25H
Reflection factor	70/50/20

OPTICAL

C0/C180 optics	44°
Light distribution simmetry	Symmetrical