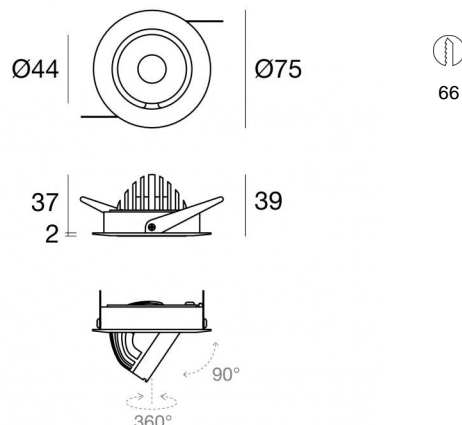




Downlights | 1 x powerLED 4 W DC 350 mA | CRI 90  
**82740M15**




## Technical data

Type	Encasement with flange
Installation position	Ceiling
Installation environment	Indoor
Light Source	LED
Circuit structure	powerLED
Optics	Spot
Light emission direction	downward
Nominal power	4 W DC
Source lumens	389 lm
Input voltage range	350mA
CCT / Tone	2700 K
Colour rendering index	90 Ra
C.C. / C.V.	CC
Safety class	3
IP	IP20
Glow wire test	850°
Direct mounting on normally flammable surfaces	Yes
CE	Yes
Driver included	No
Dimmable article	DALI - 1-10V
Directional	Extractable
total angle (vertical plane)	90 °
total angle (horizontal plane)	360 °
Tilting	No
Walk-over	No
Drive-over	No
Cable included	Yes
Cable length	0.2 m
Resin potting	No
Type of light emission	Single emission
Net weight	0.1 Kg
Electrostatic discharge protection	No
Surge protection	No


## Finishing casing

Material	Die-cast Aluminium EN AB - 46100
Colour	Black
Processing	Powder coating

## Electronics

 89145  
On/Off Driver 198~264V AC / 180~275V DC (1 art.)

 99375  
On/Off Driver 198~264V AC (2 - 3 art.)

 C-E100010  
1-10V - 0-10V Controller (1 art.)

 C-E100011  
Push and Simply Dim - DALI-2 Controller (1 art.)

## Cables Electrification

Cable connector	No
-----------------	----

Downlights | 1 x powerLED 4 W DC 350 mA | CRI 90 | Base 82740M15

Single emission recessed downlights for indoor application. The super warm white LED light source with a spot light distribution is composed of 1 powerLED LEDs with CCT of 2700 K and a CRI 90; the source luminous flux is 389 lm, with a 97.3 lm/W nominal luminous efficacy.

The device body is made of die-cast aluminium en ab - 46100 and features a black finish, processed by means of powder coating. The ingress protection degree is IP20; the total weight is of 0.1 kg. The power supply driver is not provided and is to be ordered separately.

The total absorbed power is 4 W. The power supply cable is included and features a 0.2 m length.

The device features protection class III and can be ceiling-mounted, with a 66 mm diameter hole (in plasterboard).

Compliant with the EN 60598-1 standard and its specific provisions.

### Energy efficiency class

This product contains a light source of energy efficiency class F.

### Illuminotechnical Features

Light Output Ratio (LOR)	74 %
Source lumens	389 lm
Delivered lumens	289 lm
Consumption	4 W
Luminaire efficacy	72 lm/W
Colour temperature	2700 K
Standard Deviation of Colour Matching	3 Step MacAdam
Colour rendering index	90 Ra
Black Body Locus	On
Standard Operating Ambient Temperature	-20 / +50°C
Ordinary temperature on the glass	40°C

### LED Life / Failure Ratio

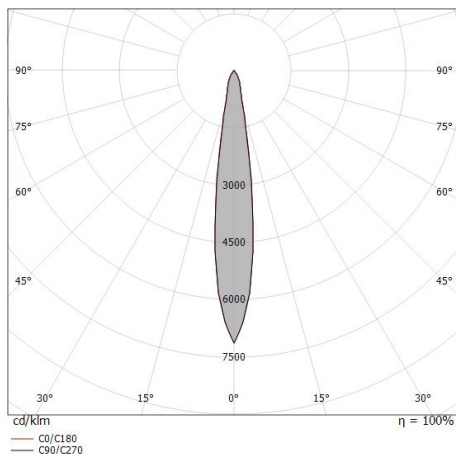
L70 B10 C0 247450h (at Tj 60 Ta 25)

### UGR

UGR axial	22.3
UGR transversal	23
X=4H   Y=8H	S=0.25H
Reflection factor	70/50/20

### OPTICAL

C0/C180 optics	15°
Light distribution symmetry	Symmetrical



Distance [m]	Cone diameter [m]	Illuminance [lx]
0.5	0.16 0.14	E(0°) 8252 E(C90) 7.8° 4031 E(C0) 7.7° 4062
1.0	0.27 0.27	E(0°) 2063 E(C90) 7.8° 1008 E(C0) 7.7° 1016
1.5	0.41 0.41	E(0°) 917 E(C90) 7.8° 448 E(C0) 7.7° 451
2.0	0.55 0.54	E(0°) 516 E(C90) 7.8° 252 E(C0) 7.7° 254
2.5	0.68 0.68	E(0°) 330 E(C90) 7.8° 161 E(C0) 7.7° 162
3.0	0.82 0.81	E(0°) 229 E(C90) 7.8° 112 E(C0) 7.7° 113

