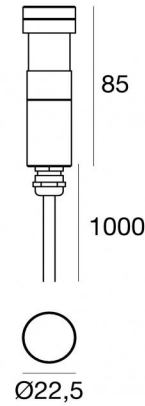
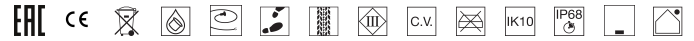




Uplights | 1 x powerLED 1.5 W DC 24 V | CRI 80  
82698M20



Technical data	
Type	Walk Over
Installation position	Floor
Installation environment	Outdoor
Light Source	LED
Circuit structure	powerLED
Optics	Flood
Light emission direction	upward
Nominal power	1.5 W DC
Source lumens	145 lm
Input voltage range	24 V
CCT / Tone	2700 K
Colour rendering index	80 Ra
C.C. / C.V.	CV
Safety class	3
IP	IP68
Installation limitations	Not for underwater use
IK	IK10
Glow wire test	850°
Direct mounting on normally flammable surfaces	Yes
CE	Yes
Driver included	No
C.V. - C.C. Converter	Converter 24V included
Dimmable article	No
Directional	No
Tilting	No
Walk-over	Yes
Drive-over	2000 Kg
Cable included	Yes
Cable length	1 m
Resin potting	Yes
Type of light emission	Single emission
Net weight	0.089 Kg
Electrostatic discharge protection	No
Surge protection	No
Product technological characteristics	Acquastop - TVS

#### Finishing casing

Material	AISI 316 steel
Colour	steel

#### Finishing diffuser

Material	Extra clear glass - Tempered
Colour	transparent
Processing	Silk-screening

#### Electronics



89488  
On/Off Driver 190~250V AC / 180~275V DC 15 W (1 - 10 art.)



89179  
On/Off Driver 198~264V AC 24 W (1 - 16 art.)



89359  
On/Off Driver 198~264V AC / 180~275V DC 48 W (1 - 32 art.)



99331  
On/Off Driver 198~264V AC / 176~275V DC 150 W (1 art.)



99660  
DALI - 1-10V Controller 24V DC 216 W (1 art.)



C-E500023  
DALI - 1-10V - Push and Simply Dim Controller 8~53V DC 576 W (1 art.)

#### Cables Electrification with converter

Cable connector	No
-----------------	----



## Uplights | 1 x powerLED 1.5 W DC 24 V | CRI 80 | Base 82698M20

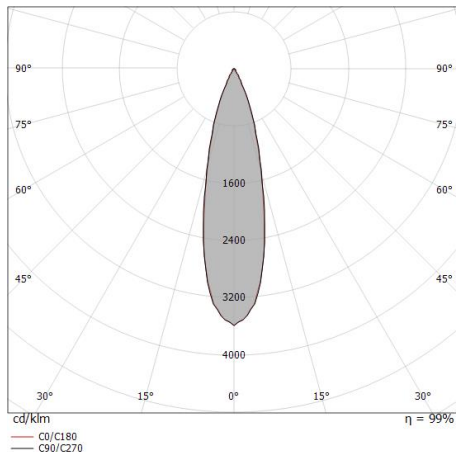
Single emission uplights for outdoor application. The super warm white LED light source with a flood light distribution is composed of 1 poweredLEDs with CCT of 2700 K and a CRI 80; the source luminous flux is 145 lm, with a 96.7 lm/W nominal luminous efficacy.

The device body is made of aisi 316 steel and features a steel finish; the diffuser is made of extra clear glass - tempered with a silk-screening treatment. The ingress protection degree is IP68; the total weight is of 0.089 kg.

The total absorbed power is 1.5 W. The power supply cable is included and features a 1 m length.

The device features protection class III and can be floor-mounted with an outer casing, code 83037(for concrete or masonry).

Compliant with the EN 60598-1 standard and its specific provisions.



Distance [m]	Cone diameter [m]	illuminance [lx]
0.5	0.23 0.23	E(0°) 1236 E(C90) 572 E(C0) 577
1.0	0.47 0.46	E(0°) 309 E(C90) 143 E(C0) 144
1.5	0.70 0.69	E(0°) 137 E(C90) 64 E(C0) 64
2.0	0.94 0.92	E(0°) 77 E(C90) 36 E(C0) 36
2.5	1.17 1.15	E(0°) 49 E(C90) 23 E(C0) 23
3.0	1.41 1.39	E(0°) 34 E(C90) 16 E(C0) 16

— C0/C180 (Half-peak divergence: 26.0°)  
— C90/C270 (Half-peak divergence: 26.4°)

### Energy efficiency class

This product contains a light source of energy efficiency class D.

### Illuminotechnical Features

Light Output Ratio (LOR)	60 %
Source lumens	145 lm
Delivered lumens	87 lm
Consumption	1,5 W
Luminaire efficacy	87 lm/W
Colour temperature	2700 K
Standard Deviation of Colour Matching	1.5 Step
Colour rendering index	80 Ra

Standard Operating Ambient Temperature -20 / +50°C

Ordinary temperature on the glass 40°C

### LED Life / Failure Ratio

L70 B10 C0 361980h (at Tj 60 Ta 25 )

### UGR

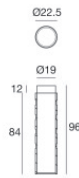
UGR axial	18.2
UGR transversal	18.5
X=4H   Y=8H	S=0.25H
Reflection factor	70/50/20

### OPTICAL

C0/C180 optics	26°
Light distribution simmetry	Symmetrical



Orma\_F | Uplights | Accessories  
**82698M20**



Outer casing

installation position: floor, land; type of installation: masonry L=22.5mm, H=96mm,  
D=22.5mm.

Material:ABS Plastic, colour:black.

**Code**

99925



Outer casing

installation position: floor, land; type of installation: masonry L=29mm, H=111mm,  
D=29mm.

Material:ABS Plastic, colour:black.

**Code**

83037