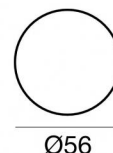
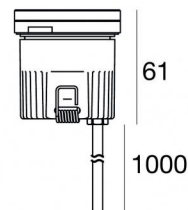




Uplights | 1 x powerLED 5 W DC 24 V | CRI 80  
82662M60



Technical data	
Type	Walk Over
Installation position	Floor
Installation environment	Outdoor
Light Source	LED
Circuit structure	powerLED
Optics	Wide Flood
Light emission direction	upward
Nominal power	5 W DC
Source lumens	490 lm
Input voltage range	24 V
CCT / Tone	2700 K
Colour rendering index	80 Ra
C.C. / C.V.	CV
Safety class	3
IP	IP68
Installation limitations	Not for underwater use
IK	IK10
Glow wire test	850°
Direct mounting on normally flammable surfaces	Yes
CE	Yes
Driver included	No
C.V. - C.C. Converter	Converter 24V included
Dimmable article	No
Directional	No
Tilting	No
Walk-over	Yes
Drive-over	2000 Kg
Cable included	Yes
Cable length	1 m
Resin potting	Yes
Type of light emission	Single emission
Net weight	0.2 Kg
Electrostatic discharge protection	No
Surge protection	No
Optics technology	Dark light
Product technological characteristics	Acquastop - TVS

#### Finishing casing

Material	Die-cast Aluminium EN AB - 46100
Colour	black
Processing	Open pore anodizing + Powder Coating

#### Finishing diffuser

Material	Extra clear glass - Tempered
Colour	transparent
Processing	Silk-screening

#### Electronics



89488  
On/Off Driver 190~250V AC / 180~275V DC 15 W (1 - 2 art.)



89179  
On/Off Driver 198~264V AC 24 W (1 - 4 art.)



89359  
On/Off Driver 198~264V AC / 180~275V DC 48 W (1 - 9 art.)



99331  
On/Off Driver 198~264V AC / 176~275V DC 150 W (1 - 30 art.)



99660  
DALI - 1-10V Controller 24V DC 216 W (- art.)



C-E500023  
DALI - 1-10V - Push and Simply Dim Controller 8~53V DC 576 W (- art.)

#### Cables Electrification with converter

Cable connector No



Uplights | 1 x powerLED 5 W DC 24 V | CRI 80 | Base  
82662M60

Single emission uplights for outdoor application. The super warm white LED light source with a wide flood light distribution is composed of 1 powered LEDs with CCT of 2700 K and a CRI 80; the source luminous flux is 490 lm, with a 98.0 lm/W nominal luminous efficacy.

The device body is made of die-cast aluminium en ab - 46100 and features a black finish, processed by means of open pore anodizing + powder coating; the diffuser is made of extra clear glass - tempered with a silk-screening treatment. The ingress protection degree is IP68; the total weight is of 0.2 kg.

The total absorbed power is 5 W. The power supply cable is included and features a 1 m length.

The device features protection class III and can be floor-mounted with an outer casing, code 83038(for concrete or masonry).

Compliant with the EN 60598-1 standard and its specific provisions.

### Energy efficiency class

This product contains a light source of energy efficiency class E.

### Illuminotechnical Features

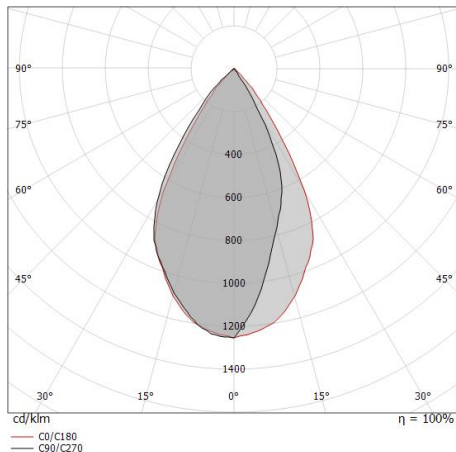
Light Output Ratio (LOR)	48 %
Source lumens	490 lm
Delivered lumens	237 lm
Consumption	5 W
Luminaire efficacy	47 lm/W
Colour temperature	2700 K
Standard Deviation of Colour Matching	3 Step MacAdam
Colour rendering index	80 Ra
Black Body Locus	On
Standard Operating Ambient Temperature	-20 / +50°C
Ordinary temperature on the glass	40°C

### LED Life / Failure Ratio

L70 B10 C0 247450h (at Tj 60 Ta 25 )

### OPTICAL

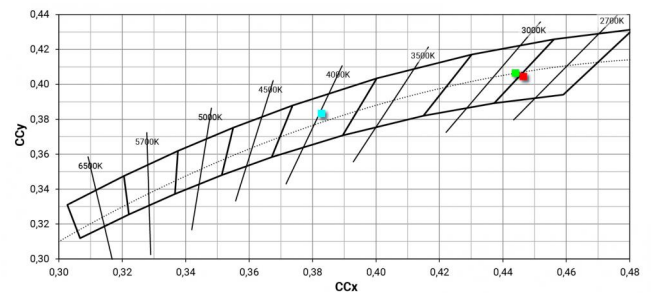
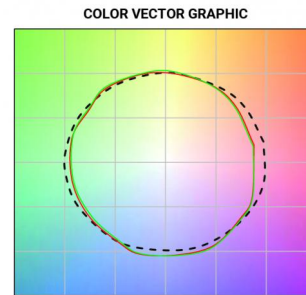
C0/C180 optics	61°
Light distribution symmetry	Asymmetrical



Distance [m]	Cone diameter [m]	E(0°) E(C0)	30.4°	1182 381
0.5	0.59	E(0°) E(C0)	30.4°	295 95
1.0	1.17	E(0°) E(C0)	30.4°	131 42
1.5	1.76	E(0°) E(C0)	30.4°	74 24
2.0	2.35	E(0°) E(C0)	30.4°	47 15
2.5	2.93	E(0°) E(C0)	30.4°	33 11
3.0	3.52	E(0°) E(C0)	30.4°	

Distance [m] Cone diameter [m] Illuminance [lx]

— C0/C180 (Half-peak divergence: 60.8°)





Orma\_F | Uplights | Accessories  
**82662M60**



Outer casing

installation position: floor, land; type of installation: masonry L=56mm, H=88mm, D=56mm.  
 Material:ABS Plastic, colour:black.

**Code**

99922



Outer casing

installation position: floor, land; type of installation: masonry L=97mm, H=88mm, D=97mm.  
 Material:ABS Plastic, colour:black.

**Code**

83038