



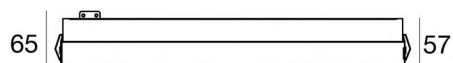
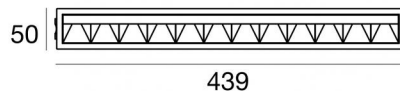
Downlights | 12 x powerLEDs 32.5 W DC 1200 mA

CRI 92

82602N07



432 x  
42



## Technical data

Type	Encasement with flange
Installation position	Ceiling
Installation environment	Indoor
Light Source	LED
Circuit structure	powerLEDs
Optics	Asymmetric Wallwasher
Light emission direction	downward
Nominal power	32.5 W DC
Source lumens	4848 lm
Input voltage range	1200mA
CCT / Tone	4000 K
Colour rendering index	92 Ra
C.C. / C.V.	CC
Safety class	3
IP	IP20
Glow wire test	850°
Direct mounting on normally flammable surfaces	Yes
CE	Yes
Driver included	No
Dimmable article	DALI - 1-10V
Directional	No
Tilting	No
Walk-over	No
Drive-over	No
Cable included	Yes
Cable length	0.11 m
Resin potting	No
Type of light emission	Single emission
Net weight	0.99 Kg
Electrostatic discharge protection	No
Surge protection	No
Product technological characteristics	TVS

## Finishing casing

Material	Iron
Colour	White
Processing	Powder coating

## Finishing diffuser

Material	PC
Colour	metal gray

## Electronics



83008  
1-10V - Push and Simply Dim - DALI-2 Controller (1 art.)

## Cables Electrification

Cable connector	No
-----------------	----

Downlights | 12 x powerLEDs 32.5 W DC 1200 mA | CRI 92 | Base  
**82602N07**

Single emission recessed downlights for indoor application. The natural white LED light source with a asymmetric wallwasher light distribution is composed of 12 powered LEDs with CCT of 4000 K and a CRI 92; the source luminous flux is 4848 lm, with a 149.2 lm/W nominal luminous efficacy.

The device body is made of iron and features a white finish, processed by means of powder coating; the diffuser is made of PC. The ingress protection degree is IP20; the total weight is of 0.99 kg. The power supply driver is not provided and is to be ordered separately.

The total absorbed power is 32.5 W. The power supply cable is included and features a 0.11 m length.

The device features protection class III and can be ceiling-mounted, with a 432 x 42 mm hole (in plasterboard).

Compliant with the EN 60598-1 standard and its specific provisions.

### Energy efficiency class

This product contains 4 light sources of energy efficiency class E.

### Illuminotechnical Features

Light Output Ratio (LOR)	43 %
Source lumens	4848 lm
Delivered lumens	2131 lm
Consumption	33 W
Luminaire efficacy	64 lm/W
Colour temperature	4000 K
Standard Deviation of Colour Matching	3 Step MacAdam
Colour rendering index	92 Ra

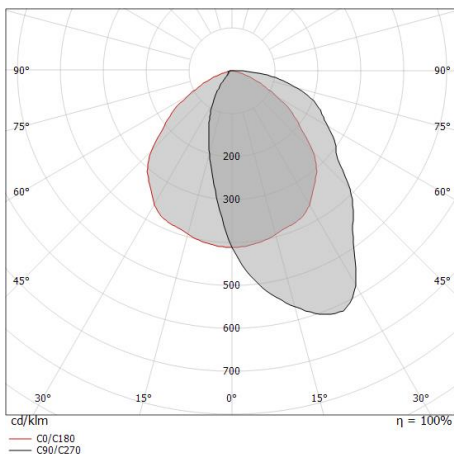
Standard Operating Ambient Temperature	-20 / +50°C
Ordinary temperature on the glass	40°C

### LED Life / Failure Ratio

L70 B10 C0 250000h (at Tj 65 Ta 25 )

### OPTICAL

C0/C180 optics	101°
Light distribution symmetry	Asymmetrical



Distance [m]	Cone diameter [m]	E(0°) [lx]	E(C0) [lx]
0.5	1.22	3506	450
1.0	2.43	877	112
1.5	3.65	390	50
2.0	4.87	219	28
2.5	6.09	140	18
3.0	7.30	97	12

Distance [m]      Cone diameter [m]      Illuminance [lx]

— C0/C180 (Half-peak divergence: 101.2°)