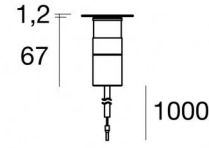


# Suelo\_RX Pro



Uplights | 1 x powerLED 2.5 W DC 24 V | CRI 80  
82541N15



Technical data	
Type	Drive Over
Installation position	Floor
Installation environment	Outdoor
Light Source	LED
Circuit structure	powerLED
Optics	Spot
Light emission direction	upward
Nominal power	2.5 W DC
Source lumens	266 lm
Input voltage range	24 V
CCT / Tone	4000 K
Colour rendering index	80 Ra
C.C. / C.V.	CV
Safety class	3
IP	IP68
Installation limitations	Not for underwater use
IK	IK09
Glow wire test	850°
Direct mounting on normally flammable surfaces	Yes
CE	Yes
Driver included	No
C.V. - C.C. Converter	Converter 24V included
Dimmable article	DALI - 1-10V
Directional	No
Tilting	No
Walk-over	Yes
Drive-over	2500 Kg
Cable included	Yes
Cable length	1 m
Resin potting	Yes
Type of light emission	Single emission
Net weight	0.16 Kg
Electrostatic discharge protection	No
Surge protection	No
Optics technology	Honey comb - Set-back low glare optics
Product technological characteristics	TVS

## Finishing casing

Material	Aluminium 6026
Colour	Anodised Aluminum
Processing	20 µm anodizing

## Finishing flange

Material	OT58 brass
Colour	Raw Brass

## Electronics

	89488 On/Off Driver 190~250V AC / 180~275V DC 15 W (1 - 5 art.)
	89179 On/Off Driver 198~264V AC 24 W (1 - 9 art.)
	89359 On/Off Driver 198~264V AC / 180~275V DC 48 W (1 - 19 art.)
	99331 On/Off Driver 198~264V AC / 176~275V DC 150 W (1 - 60 art.)
	99660 DALI - 1-10V Controller 24V DC 216 W (- art.)
	C-E500023 DALI - 1-10V - Push and Simply Dim Controller 8~53V DC 576 W (- art.)

## Cables Electrification

Cable connector	No
-----------------	----



Uplights | 1 x powerLED 2.5 W DC 24 V | CRI 80 | Base 82541N15

Single emission uplights for outdoor application. The natural white LED light source with a spot light distribution is composed of 1 powerLED LEDs with CCT of 4000 K and a CRI 80; the source luminous flux is 266 lm, with a 106.4 lm/W nominal luminous efficacy.

The device body is made of aluminium 6026 and features a anodised aluminum finish, processed by means of 20 µm anodizing. The ingress protection degree is IP68; the total weight is of 0.16 kg.

The total absorbed power is 2.5 W. The power supply cable is included and features a 1 m length.

The device features protection class III and can be floor-mounted with an outer casing, code 99685(for concrete or masonry).

Compliant with the EN 60598-1 standard and its specific provisions.

### Energy efficiency class

This product contains a light source of energy efficiency class D.

### Illuminotechnical Features

Light Output Ratio (LOR)	43 %
Source lumens	266 lm
Delivered lumens	117 lm
Consumption	2,5 W
Luminaire efficacy	58 lm/W
Colour temperature	4000 K
Standard Deviation of Colour Matching	1.5 Step
Colour rendering index	80 Ra
Standard Operating Ambient Temperature	-20 / +50°C
Ordinary temperature on the glass	40°C

### LED Life / Failure Ratio

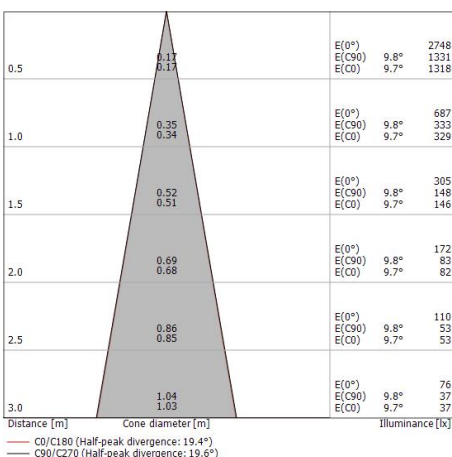
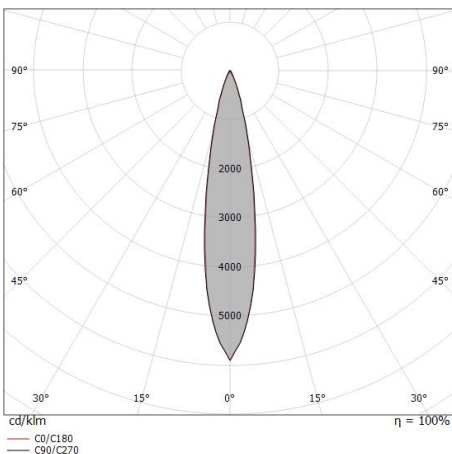
L70 B10 C0 361980h (at Tj 60 Ta 25 )

### UGR

UGR axial	20.1
UGR transversal	19.5
X=4H   Y=8H	S=0.25H
Reflection factor	70/50/20

### OPTICAL

C0/C180 optics	19°
Light distribution simmetry	Symmetrical





Suelo\_RX Pro | Uplights | Accessories  
**82541N15**



Outer casing

installation position: floor, land; type of installation: masonry L=75mm, H=101mm,  
D=75mm.

Material:ABS Plastic, colour:black.

**Code**

99685