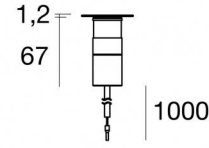


Suelo_RX Pro



Uplights | 1 x powerLED 2.5 W DC 24 V | CRI 80
82541M60



Technical data	
Type	Drive Over
Installation position	Floor
Installation environment	Outdoor
Light Source	LED
Circuit structure	powerLED
Optics	Medium Wide Flood
Light emission direction	upward
Nominal power	2.5 W DC
Source lumens	233 lm
Input voltage range	24 V
CCT / Tone	2700 K
Colour rendering index	80 Ra
C.C. / C.V.	CV
Safety class	3
IP	IP68
Installation limitations	Not for underwater use
IK	IK09
Glow wire test	850°
Direct mounting on normally flammable surfaces	Yes
CE	Yes
Driver included	No
C.V. - C.C. Converter	Converter 24V included
Dimmable article	DALI - 1-10V
Directional	No
Tilting	No
Walk-over	Yes
Drive-over	2500 Kg
Cable included	Yes
Cable length	1 m
Resin potting	Yes
Type of light emission	Single emission
Net weight	0.16 Kg
Electrostatic discharge protection	No
Surge protection	No
Optics technology	Honey comb - Set-back low glare optics
Product technological characteristics	TVS

Finishing casing

Material	Aluminium 6026
Colour	Anodised Aluminum
Processing	20 µm anodizing

Finishing flange

Material	OT58 brass
Colour	Raw Brass

Electronics

	89488 On/Off Driver 190~250V AC / 180~275V DC 15 W (1 - 5 art.)
	89179 On/Off Driver 198~264V AC 24 W (1 - 9 art.)
	89359 On/Off Driver 198~264V AC / 180~275V DC 48 W (1 - 19 art.)
	99331 On/Off Driver 198~264V AC / 176~275V DC 150 W (1 - 60 art.)
	99660 DALI - 1-10V Controller 24V DC 216 W (- art.)
	C-E500023 DALI - 1-10V - Push and Simply Dim Controller 8~53V DC 576 W (- art.)

Cables Electrification

Cable connector	No
-----------------	----



Uplights | 1 x powerLED 2.5 W DC 24 V | CRI 80 | Base
82541M60

Single emission uplights for outdoor application. The super warm white LED light source with a medium wide flood light distribution is composed of 1 powered LEDs with CCT of 2700 K and a CRI 80; the source luminous flux is 233 lm, with a 93.2 lm/W nominal luminous efficacy.

The device body is made of aluminium 6026 and features a anodised aluminum finish, processed by means of 20 µm anodizing. The ingress protection degree is IP68; the total weight is of 0.16 kg.

The total absorbed power is 2.5 W. The power supply cable is included and features a 1 m length.

The device features protection class III and can be floor-mounted with an outer casing, code 99685(for concrete or masonry).

Compliant with the EN 60598-1 standard and its specific provisions.

Energy efficiency class

This product contains a light source of energy efficiency class D.

Illuminotechnical Features

Light Output Ratio (LOR)	30 %
Source lumens	233 lm
Delivered lumens	71 lm
Consumption	2,5 W
Luminaire efficacy	35 lm/W
Colour temperature	2700 K
Standard Deviation of Colour Matching	1.5 Step
Colour rendering index	80 Ra
Standard Operating Ambient Temperature	-20 / +50°C
Ordinary temperature on the glass	40°C

LED Life / Failure Ratio

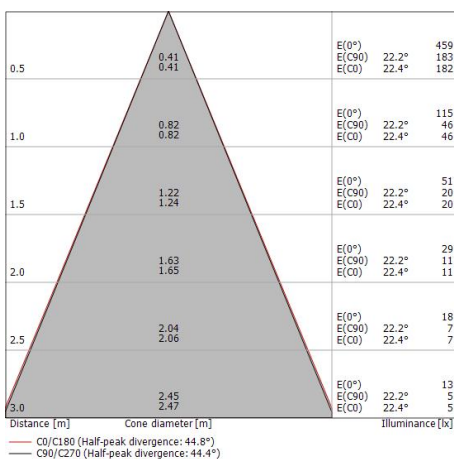
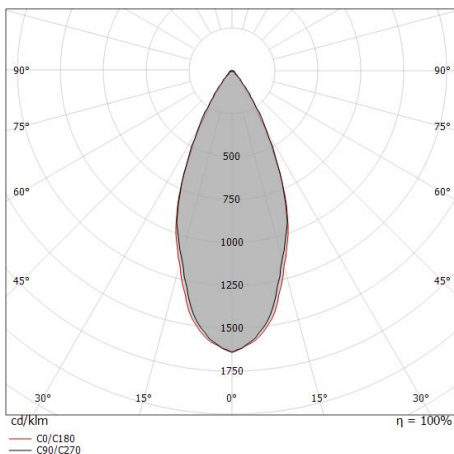
L70 B10 C0 361980h (at Tj 60 Ta 25)

UGR

UGR axial	21.2
UGR transversal	20.9
X=4H Y=8H	S=0.25H
Reflection factor	70/50/20

OPTICAL

C0/C180 optics	44°
Light distribution simmetry	Symmetrical





Suelo_RX Pro | Uplights | Accessories
82541M60



Outer casing

installation position: floor, land; type of installation: masonry L=75mm, H=101mm,
D=75mm.

Material:ABS Plastic, colour:black.

Code

99685