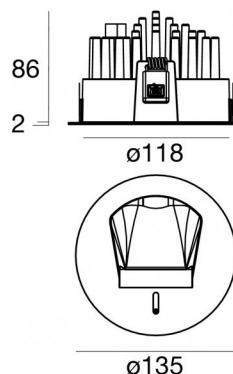




Downlights | 8 x powerLEDs 17 W DC 500 mA | CRI 90
82469W07



121

Technical data	
Type	Encasement with flange
Installation position	Ceiling
Installation environment	Indoor
Light Source	LED
Circuit structure	powerLEDs
Optics	Adjustable Wall Washer
Light emission direction	downward
Nominal power	17 W DC
Source lumens	2174 lm
Input voltage range	500mA
CCT / Tone	3000 K
Colour rendering index	90 Ra
C.C. / C.V.	CC
Safety class	3
IP	IP20
Glow wire test	850°
Direct mounting on normally flammable surfaces	Yes
CE	Yes
Driver included	No
Dimmable article	DALI - 1-10V
Directional	No
Tilting	No
Walk-over	No
Drive-over	No
Cable included	No
Resin potting	No
Type of light emission	Single emission
Net weight	0.36 Kg
Electrostatic discharge protection	No
Surge protection	No


Finishing casing

Material	Die-cast Aluminium EN AB - 46100
Colour	White
Processing	Powder coating


Finishing radiator

Material	Die-cast Aluminium EN AB - 46100
Processing	Tumbling

Electronics

 99115
 1-10V - N/O button Multi Power 198-264V AC / 180-275V DC (1 art.)

 99106
 On/Off Driver 198-264V AC (1 art.)

 C-E100001
 Push and Simply Dim - DALI-2 Multi Power 198-264V AC / 180-275V DC (1 art.)



Downlights | 8 x powerLEDs 17 W DC 500 mA | CRI 90 | Close
82469W07

Single emission recessed downlights for indoor application. The warm white LED light source with an adjustable wall washer light distribution is composed of 8 powerLED LEDs with CCT of 3000 K and a CRI 90; the source luminous flux is 2174 lm, with a 127.9 lm/W nominal luminous efficacy.

The device body is made of die-cast aluminium en ab - 46100 and features a white finish, processed by means of powder coating. The ingress protection degree is IP20; the total weight is of 0.36 kg. The power supply driver is not provided and is to be ordered separately.

The total absorbed power is 17 W.

The device features protection class III and can be ceiling-mounted, with a 121 mm diameter hole (in plasterboard).

Compliant with the EN 60598-1 standard and its specific provisions.

Energy efficiency class

This product contains a light source of energy efficiency class F.

Illuminotechnical Features

Light Output Ratio (LOR)	12 %
Source lumens	2174 lm
Delivered lumens	281 lm
Consumption	17 W
Luminaire efficacy	16 lm/W
Colour temperature	3000 K
Standard Deviation of Colour Matching	3 Step MacAdam
Colour rendering index	90 Ra

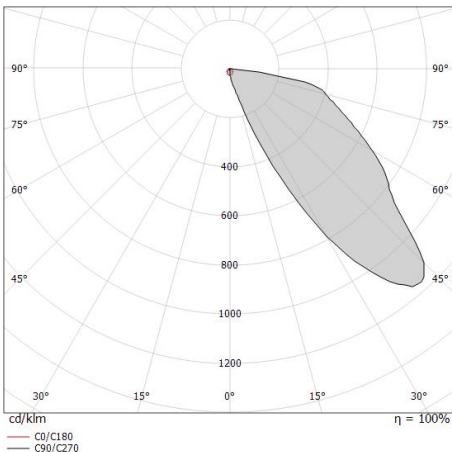
Standard Operating Ambient Temperature	-20 / +50°C
Ordinary temperature on the glass	45°C

LED Life / Failure Ratio

L70 B10 C0 250000h (at Tj 65 Ta 25)

OPTICAL

C0/C180 optics	113°
Light distribution symmetry	Asymmetrical



Distance [m]	Cone diameter [m]	Illuminance [lx]
0.5	1.52	E(0°) 30 E(C0) 2
1.0	3.04	E(0°) 7 E(C0) 1
1.5	4.57	E(0°) 3 E(C0) 0
2.0	6.09	E(0°) 2 E(C0) 0
2.5	7.61	E(0°) 1 E(C0) 0
3.0	9.13	E(0°) 1 E(C0) 0

— C0/C180 (Half-peak divergence: 113.4°)

Downlights | 8 x powerLEDs 17 W DC 500 mA | CRI 90 | Open 82469W07

Single emission recessed downlights for indoor application. The warm white LED light source with a adjustable wall washer light distribution is composed of 8 powerled LEDs with CCT of 3000 K and a CRI 90; the source luminous flux is 2174 lm, with a 127.9 lm/W nominal luminous efficacy.

The device body is made of die-cast aluminium en ab - 46100 and features a white finish, processed by means of powder coating. The ingress protection degree is IP20; the total weight is of 0.36 kg. The power supply driver is not provided and is to be ordered separately.

The total absorbed power is 17 W.

The device features protection class III and can be ceiling-mounted, with a 121 mm diameter hole (in plasterboard).

Compliant with the EN 60598-1 standard and its specific provisions.

Energy efficiency class

This product contains a light source of energy efficiency class F.

Illuminotechnical Features

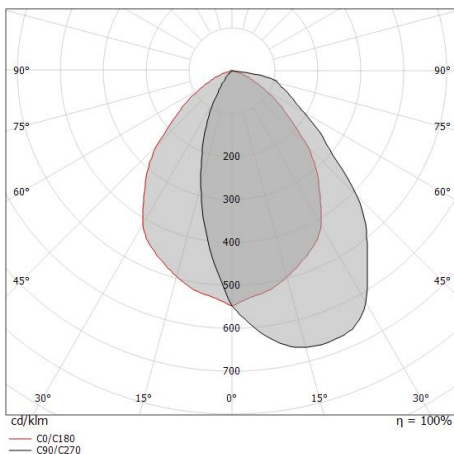
Light Output Ratio (LOR)	45 %
Source lumens	2174 lm
Delivered lumens	998 lm
Consumption	17 W
Luminaire efficacy	58 lm/W
Colour temperature	3000 K
Standard Deviation of Colour Matching	3 Step MacAdam
Colour rendering index	90 Ra
Standard Operating Ambient Temperature	-20 / +50°C
Ordinary temperature on the glass	45°C

LED Life / Failure Ratio

L70 B10 C0 250000h (at Tj 65 Ta 25)

OPTICAL

C0/C180 optics	86°
Light distribution symmetry	Asymmetrical



Distance [m]	Cone diameter [m]	E(0°) E(C0)	43.0°	2184 429
0.5	0.93	E(0°) E(C0)	43.0°	546 107
1.0	1.87	E(0°) E(C0)	43.0°	243 48
1.5	2.80	E(0°) E(C0)	43.0°	136 27
2.0	3.73	E(0°) E(C0)	43.0°	87 17
2.5	4.66	E(0°) E(C0)	43.0°	61 12
3.0	5.60	E(0°) E(C0)	43.0°	

Distance [m] Cone diameter [m] Illuminance [lx]

— C0/C180 (Half-peak divergence: 86.0°)