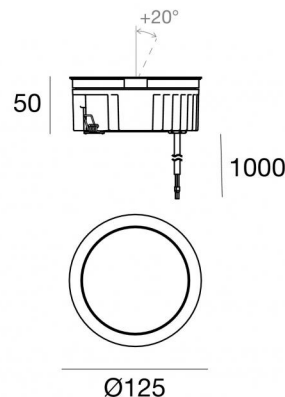




Uplights | 1 arrayLED 12 W DC 350 mA | CRI 80
82462M15



Technical data	
Type	Walk Over
Installation position	Floor
Installation environment	Outdoor
Light Source	LED
Circuit structure	arrayLED
Optics	Spot
Light emission direction	upward
Nominal power	12 W DC
Source lumens	1724 lm
Input voltage range	350mA
CCT / Tone	2700 K
Colour rendering index	80 Ra
C.C. / C.V.	CC
Safety class	3
IP	IP68
Installation limitations	Not for underwater use
IK	IK10
Glow wire test	850°
Direct mounting on normally flammable surfaces	Yes
CE	Yes
Driver included	No
Dimmable article	DALI - 1-10V
Directional	No
Tilting	Yes
total angle (vertical plane)	20 °
Walk-over	Yes
Drive-over	No
Cable included	Yes
Cable length	1 m
Resin potting	Yes
Type of light emission	Single emission
Net weight	0.9 Kg
Electrostatic discharge protection	No
Surge protection	No
Optics technology	Honey comb
Product technological characteristics	Acquastop

Finishing casing

Material	Die-cast Aluminium EN AB - 46100
Colour	black
Processing	Open pore anodizing + Powder Coating

Finishing diffuser

Material	Extra clear glass - Tempered
Colour	transparent
Processing	Silk-screening

Finishing flange

Material	AISI 316L steel
Colour	steel
Processing	Brushing

Electronics



C-E200006
On/Off Driver 198~264V AC / 180~275V DC (1 art.)

Cables Electrification

Cable connector	No
-----------------	----



Uplights | 1 arrayLED 12 W DC 350 mA | CRI 80 | Base 82462M15

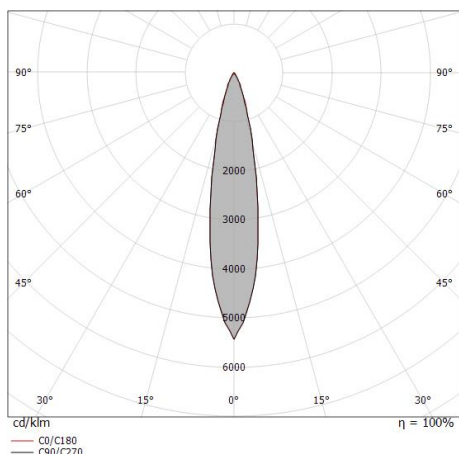
Single emission uplights for outdoor application. The super warm white LED light source with a spot light distribution is composed of 1 arrayed LEDs with CCT of 2700 K and a CRI 80; the source luminous flux is 1724 lm, with a 143.7 lm/W nominal luminous efficacy.

The device body is made of die-cast aluminium en ab - 46100 and features a black finish, processed by means of open pore anodizing + powder coating; the diffuser is made of extra clear glass - tempered with a silk-screening treatment. The ingress protection degree is IP68; the total weight is of 0.9 kg. The power supply driver is not provided and is to be ordered separately.

The total absorbed power is 12 W. The power supply cable is included and features a 1 m length.

The device features protection class III and can be floor-mounted with an outer casing, code 99857(for concrete or masonry).

Compliant with the EN 60598-1 standard and its specific provisions.



Distance [m]	Cone diameter [m]	illuminance [lx]
0.5	0.18 0.18	E(0°) 18906 E(C90) 10.2° 9110 E(C0) 10.3° 9019
1.0	0.36 0.36	E(0°) 4726 E(C90) 10.2° 2278 E(C0) 10.3° 2255
1.5	0.54 0.55	E(0°) 2101 E(C90) 10.2° 1012 E(C0) 10.3° 1002
2.0	0.72 0.73	E(0°) 1182 E(C90) 10.2° 569 E(C0) 10.3° 564
2.5	0.90 0.91	E(0°) 756 E(C90) 10.2° 364 E(C0) 10.3° 361
3.0	1.08 1.09	E(0°) 525 E(C90) 10.2° 253 E(C0) 10.3° 251

— C0/C180 (Half-peak divergence: 20.6°)
— C90/C270 (Half-peak divergence: 20.4°)

Energy efficiency class

This product contains a light source of energy efficiency class E.

Illuminotechnical Features

Light Output Ratio (LOR)	50 %
Source lumens	1724 lm
Delivered lumens	871 lm
Consumption	12 W
Luminaire efficacy	72 lm/W
Colour temperature	2700 K
Standard Deviation of Colour Matching	2 Step MacAdam
Colour rendering index	80 Ra
Gamut Area Index	52 GAI
Colour Rendering Index	19 R9
IES TM-30 Rf	85
IES TM-30 Rg	96
Black Body Locus	On
Standard Operating Ambient Temperature	-20 / +50°C
Ordinary temperature on the glass	40°C

LED Life / Failure Ratio

L70 B10 C0 296960h (at Tj 65 Ta 25)

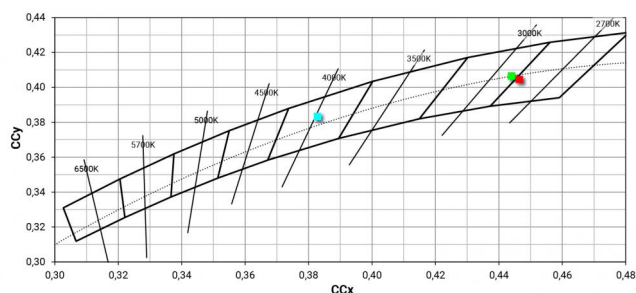
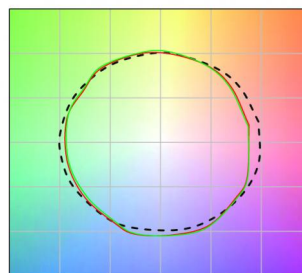
UGR

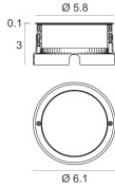
UGR axial	8.7
UGR transversal	8.5
X=4H Y=8H	S=0.25H
Reflection factor	70/50/20

OPTICAL

C0/C180 optics	20°
Light distribution simmetry	Symmetrical

COLOR VECTOR GRAPHIC





Outer casing

installation position: floor, land; type of installation: masonry L=105mm, H=76mm, D=105mm.

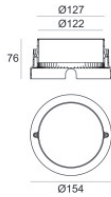
Material:AISI 316 steel, colour:steel.

Finish



Code

99564



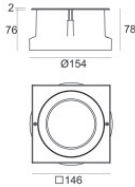

Outer casing

installation position: floor, land; type of installation: masonry L=154mm, H=76mm, D=154mm.

Material:ABS Plastic, colour:black.

Code

99652



Outer casing

installation position: floor, land; type of installation: masonry L=146mm, H=76mm, D=146mm.

Material:AISI 316 steel, colour:steel.

Finish



Code

99857