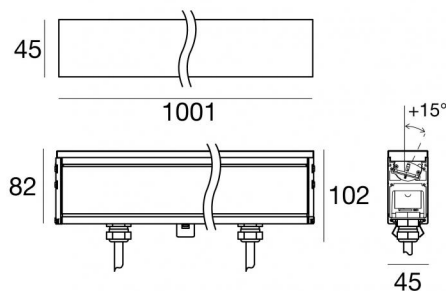


Lines | 220-240 V
 18 x powerLEDs 36.5 W DC - 41 W AC | CRI 80
82307M60



Technical data	
Type	Frameless
Installation position	Floor
Installation environment	Outdoor
Light Source	LED
Circuit structure	powerLEDs
Optics	Extra Wide Flood
Light emission direction	upward
Nominal power	36.5 W DC
Total Power	41 W
Source lumens	5076 lm
Nominal input voltage	220 - 240 V AC
Input voltage range	220 - 240 V AC
Frequency	50 - 60 Hz
CCT / Tone	2700 K
Colour rendering index	80 Ra
C.C. / C.V.	AC
Safety class	1
IP	IP67
IK	IK10
Glow wire test	850°
Direct mounting on normally flammable surfaces	Yes
CE	Yes
Driver included	Driver
Dimmable article	DALI
Directional	No
Tilting	Yes
total angle (horizontal plane)	15 °
total angle (vertical plane)	0 °
Walk-over	Yes
Drive-over	5000 Kg
Cable included	Yes
Cable length	0.2 m
Resin potting	No
Type of light emission	Single emission
Net weight	4.8 Kg
Electrostatic discharge protection	4 KV
Surge protection	6 KV
Product technological characteristics	Acquastop - TVS

Finishing casing	
Material	Aluminium 6060
Colour	Anodised Black
Processing	15 µm Anodizing
Finishing diffuser	
Material	Extra clear glass - Tempered
Colour	transparent
Processing	Silk-screening



Lines | 220-240 V | 18 x powerLEDs 36.5 W DC - 41 W AC | CRI 80 | Base 82307M60

Energy efficiency class

This product contains 4 light sources of energy efficiency class D.

Illuminotechnical Features

Light Output Ratio (LOR)	62 %
Source lumens	5076 lm
Delivered lumens	3162 lm
Consumption	41 W
Luminaire efficacy	77 lm/W
Colour temperature	2700 K
Standard Deviation of Colour Matching	1.5 Step
Colour rendering index	80 Ra
Standard Operating Ambient Temperature	-20 / +50°C
Ordinary temperature on the glass	40°C

LED Life / Failure Ratio

L70 B10 C0 361980h (at Tj 60 Ta 25)

UGR

UGR axial	21.3
UGR transversal	14.4
X=4H Y=8H	S=0.25H
Reflection factor	70/50/20

OPTICAL

C90/C270 optics	76°
C0/C180 optics	56°
Light distribution simmetry	Symmetrical 2 assis

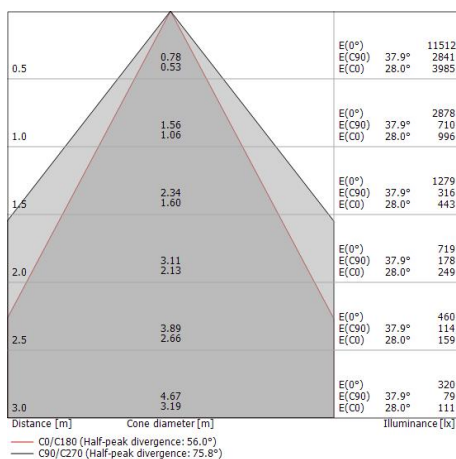
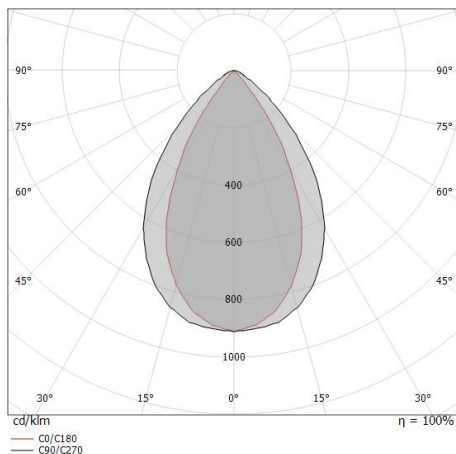
Single emission lines for outdoor application. The super warm white LED light source with a extra wide flood light distribution is composed of 18 powerled LEDs with CCT of 2700 K and a CRI 80; the source luminous flux is 5076 lm, with a 139.1 lm/W nominal luminous efficacy.

The device body is made of aluminium 6060 and features a anodised black finish, processed by means of 15 µm anodizing; the diffuser is made of extra clear glass - tempered with a silk-screening treatment. The ingress protection degree is IP67; the total weight is of 4.8 kg.

The total absorbed power is 41 W. The power supply cable is included and features a 0.2 m length.

The device features protection class I and can be floor-mounted with an outer casing, code 98726(for concrete or masonry).

Compliant with the EN 60598-1 standard and its specific provisions.





		<p>Outer casing installation position: floor; type of installation: masonry L=1001mm, H=140mm, D=75mm. Material:Aluminium 6060, colour:Anodised Black, processing:15 µm Anodizing.</p>	<p>Finish </p>	<p>Code 98726</p>
		<p>Cable and connector Length 5000 mm.</p>		<p>Code 99822</p>
		<p>Cable and connector Length 1000 mm.</p>		<p>Code 99823</p>
		<p>Cable and connector Length 5000 mm.</p>		<p>Code 99824</p>
		<p>Cable and connector Length 10000 mm.</p>		<p>Code 99825</p>
		<p>Cable and connector Length 1000 mm.</p>		<p>Code 99826</p>